

**LIC PENSION FUND LIMITED**

**HALF YEARLY  
UN-AUDITED FINANCIAL  
STATEMENTS**

**OF**

**ALL THE SCHEMES**

**AS AT 31-MARCH-2023**

	<b>INDEX</b>	<b>Page Nos.</b>
1	<b><u>Financial Statements Scheme E Tier-I</u></b> i) Balance Sheet ii) Revenue Account iii) Notes to Financial Statements	1 2 3-4
2	<b><u>Financial Statements Scheme E Tier-II</u></b> i) Balance Sheet ii) Revenue Account iii) Notes to Financial Statements	5 6 7-8
3	<b><u>Financial Statements Scheme C Tier-I</u></b> i) Balance Sheet ii) Revenue Account iii) Notes to Financial Statements	9 10 11-12
4	<b><u>Financial Statements Scheme C Tier-II</u></b> i) Balance Sheet ii) Revenue Account iii) Notes to Financial Statements	13 14 15-16
5	<b><u>Financial Statements Scheme G Tier-I</u></b> i) Balance Sheet ii) Revenue Account iii) Notes to Financial Statements	17 18 19-20
6	<b><u>Financial Statements Scheme G Tier-II</u></b> i) Balance Sheet ii) Revenue Account iii) Notes to Financial Statements	21 22 23-24
7	<b><u>Financial Statements Scheme CG</u></b> i) Balance Sheet ii) Revenue Account iii) Notes to Financial Statements	25 26 27-28
8	<b><u>Financial Statements Scheme SG</u></b> i) Balance Sheet ii) Revenue Account iii) Notes to Financial Statements	29 30 <del>31-32</del>
9	<b><u>Financial Statements Scheme NPS LITE</u></b> i) Balance Sheet ii) Revenue Account iii) Notes to Financial Statements	33 34 35-36

10	<b><u>Financial Statements Scheme CORP CG</u></b> i) Balance Sheet ii) Revenue Account iii) Notes to Financial Statements	37 38 39-40
11	<b><u>Financial Statements Scheme APY</u></b> i) Balance Sheet ii) Revenue Account iii) Notes to Financial Statements	41 42 43-44
12	<b><u>Financial Statements Scheme A TIER I</u></b> i) Balance Sheet ii) Revenue Account iii) Notes to Financial Statements	45 46 47-48
13	<b><u>Financial Statements Scheme Tax Saver Tier-2</u></b> i) Balance Sheet ii) Revenue Account iii) Notes to Financial Statements	49 50 51-52
14	<b><u>Financial Statements Scheme APY FUND</u></b> i) Balance Sheet ii) Revenue Account iii) Notes to Financial Statements	53 54 55-56

**NATIONAL PENSION SYSTEM TRUST**

**NPS TRUST - A/C LIC PENSION FUND LIMITED'S PENSION FUND SCHEME - E TIER I**

**HALF YEARLY (UNAUDITED) BALANCE SHEET AS AT MARCH 31, 2023**

	Schedules	As at March 31, 2022 ₹	As at March 31, 2022 ₹
<b>Liabilities</b>			
Unit Capital	1	11,066,082,106	8,764,044,702
Reserves and Surplus	2	21,905,876,949	16,632,382,915
Current Liabilities and Provisions	3	26,605,618	27,773,385
<b>Total</b>		<b>32,998,564,673</b>	<b>25,424,201,002</b>
<b>Assets</b>			
Investments	4	32,893,139,672	24,857,948,745
Deposits	5	-	500,000,000
Other Current Assets	6	105,425,001	66,252,257
<b>Total</b>		<b>32,998,564,673</b>	<b>25,424,201,002</b>
(a) Net assets as per Balance Sheet		32,971,959,055	25,396,427,617
(b) Number of Units outstanding		1,106,608,211	876,404,470

For LIC Pension Fund Ltd

  
MD & CEO

Date:

Place: Mumbai



**NATIONAL PENSION SYSTEM TRUST**

**NPS TRUST - A/C LIC PENSION FUND LIMITED'S PENSION FUND SCHEME - E TIER I**

**HALF YEARLY (UNAUDITED) REVENUE ACCOUNT FOR THE YEAR ENDED MARCH 31, 2023**

Particulars	Year ended March 31. 2023 ₹	Year ended March 31. 2022 ₹
<b>Income</b>		
Dividend	130,390,270	99,939,172
Interest	-	41,781
Profit on sale/redemption of investments	416,550,027	526,371,509
Profit on inter-scheme transfer/sale of investments	-	-
Unrealized gain on appreciation in investments	55,349,432	-
Other Income	-	3
<b>Total</b>	<b>602,289,729</b>	<b>626,352,465</b>
<b>Expenses and Losses</b>		
Unrealized losses in value of investments	-	680,327,106
Loss on sale/redemption of investments	51,303,885	18,107,351
Loss on inter-scheme transfer/sale of investments	-	-
Management fees	8,421,180	5,936,301
NPS Trust fees	780,594	512,366
Custodian fees	-	91,923
Stamp Duty	-	-
CRA Fees	10,608,447	8,528,608
Less: Amount recoverable on sale of units on account of CRA Charges	(10,608,447)	(8,528,608)
Depository and settlement charges	103,138	76,906
Other Expenses	-	-
<b>Total</b>	<b>60,608,797</b>	<b>705,051,952</b>
<b>Surplus/(Deficit) for the year</b>	<b>541,680,932</b>	<b>(78,699,487)</b>
Less: Amount transferred to Unrealized appreciation account	55,349,432	(680,327,106)
Less: Amount transferred to General Reserve	486,331,500	601,627,619
Amount carried forward to Balance Sheet	-	-

For LIC Pension Fund Ltd

  
MD & CEO

Date:  
Place: Mumbai



**NATIONAL PENSION SYSTEM TRUST**

**NPS TRUST - A/C LIC PENSION FUND LIMITED'S PENSION FUND SCHEME - E TIER I**

**NOTES ANNEXED TO AND FORMING PART OF THE BALANCE SHEET AS AT MARCH 31, 2023**

Schedule 1	As at March 31, 2023 ₹	As at March 31, 2022 ₹
<b>Unit Capital</b>		
<b>Initial Capital*</b>		
Outstanding at the beginning of the year	9,669,037,336	6,718,091,601
Add :Units issued during the year	1,852,936,658	2,529,284,581
Less: Units redeemed during the year	455,891,888	483,331,480
Outstanding at the end of the year	11,066,082,106	8,764,044,702
(Face Value of Rs.10/- each unit, fully paid up)		
Outstanding units at the beginning of the year	966,903,734	671,809,160
Add :Units issued during the year	185,293,666	252,928,458
Less: Units redeemed during the year	45,589,189	48,333,148
Outstanding Units at the end of the year	1,106,608,211	876,404,470
<b>Schedule 2</b>	<b>As at March 31, 2023 ₹</b>	<b>As at March 31, 2022 ₹</b>
<b>Reserves and Surplus</b>		
<b>Unit Premium Reserve</b>		
Opening Balance	10,859,041,761	5,348,256,059
Add: Premium on Units issued	3,775,876,666	4,764,079,160
Less: Premium on Units redeemed	932,425,481	920,318,349
Closing Balance	13,702,492,946	9,192,016,870
<b>General Reserve</b>		
Opening Balance	2,128,874,933	1,210,575,618
Add: Transfer from Revenue Account	486,331,500	601,627,619
Less: Transfer to Unit Premium Reserve	-	-
Closing Balance	2,615,206,433	1,812,203,237
<b>Unrealized Appreciation Account</b>		
Opening Balance	5,532,828,138	6,308,489,914
Add: Adjustment for Previous years unrealized appreciation reserve	-	-
Add/(Less): Transfer from/(to) Revenue Account	55,349,432	(680,327,106)
Closing Balance	5,588,177,570	5,628,162,808
<b>Total</b>	<b>21,905,876,949</b>	<b>16,632,382,915</b>
<b>Schedule 3</b>	<b>As at March 31, 2023 ₹</b>	<b>As at March 31, 2022 ₹</b>
<b>Current Liabilities and Provisions</b>		
<b>Current Liabilities</b>		
Redemption Payable	24,850,597	26,433,215
Contract for Purchase of Investments	-	-
TDS Payable	123,564	93,285
Sundry Creditors for expenses	1,631,457	1,246,885
<b>Total</b>	<b>26,605,618</b>	<b>27,773,385</b>

Schedule 4	As at March 31, 2023 ₹	As at March 31, 2022 ₹
<b>Investments (Long Term and Short Term)</b>		
Equity Shares	31,027,445,348	22,128,193,235
Preference Shares	-	-
Debentures and Bonds Listed/Awaiting Listing	-	-
Central and State Government Securities (including T-Bills)	-	-
Commercial Paper	-	-
AIF's/REITs/INVITs/ABS etc	-	-
Basel III Tier I bonds	-	-
Others - Mutual Fund Units	1,865,694,324	2,729,755,510
- Certificates of Deposit	-	-
<b>Total</b>	<b>32,893,139,672</b>	<b>24,857,948,745</b>

Schedule 5	As at March 31, 2023 ₹	As at March 31, 2022 ₹
<b>Deposits</b>		
Deposits with Scheduled Banks	-	500,000,000
<b>Total</b>	<b>-</b>	<b>500,000,000</b>

Schedule 6	As at March 31, 2023 ₹	As at March 31, 2022 ₹
<b>Other Current Assets</b>		
Outstanding and accrued Income	-	41,781
Balance with Trustee Bank	100,000,001	56,273,442
Dividend Receivable	5,425,000	9,937,034
Application Pending Allotment	-	-
Contract for sale of investments	-	-
Sundry Debtors	-	-
Brokerage receivable from LIC Pension Fund Ltd.	-	-
<b>Total</b>	<b>105,425,001</b>	<b>66,252,257</b>


**NATIONAL PENSION SYSTEM TRUST**

**NPS TRUST - A/C LIC PENSION FUND LIMITED'S PENSION FUND SCHEME - E TIER II**

**HALF YEARLY (UNAUDITED) BALANCE SHEET AS AT MARCH 31, 2023**

	Schedules	As at March 31, 2023 ₹	As at March 31, 2022 ₹
<b>Liabilities</b>			
Unit Capital	1	440,193,935	384,568,858
Reserves and Surplus	2	659,637,533	547,125,879
Current Liabilities and Provisions	3	2,195,349	3,485,876
<b>Total</b>		<b>1,102,026,817</b>	<b>935,180,613</b>
<b>Assets</b>			
Investments	4	1,099,351,817	926,731,718
Deposits	5	-	-
Other Current Assets	6	2,675,000	8,448,895
<b>Total</b>		<b>1,102,026,817</b>	<b>935,180,613</b>
(a) Net assets as per Balance Sheet		1,099,831,468	931,694,737
(b) Number of Units outstanding		44,019,394	38,456,886

For LIC Pension Fund Ltd



MD & CEO



Date:

Place: Mumbai





**NATIONAL PENSION SYSTEM TRUST**

**NPS TRUST - A/C LIC PENSION FUND LIMITED'S PENSION FUND SCHEME - E TIER II**

**HALF YEARLY (UNAUDITED) REVENUE ACCOUNT FOR THE YEAR ENDED MARCH 31, 2023**

Particulars	Year ended March 31, 2023 ₹	Year ended March 31, 2022 ₹
<b>Income</b>		
Dividend	4,062,239	3,675,126
Interest	-	-
Profit on sale/redemption of investments	23182418	24,037,687
Profit on inter-scheme transfer/sale of investments	-	-
Unrealized gain on appreciation in investments	3,754,660	(33,582,688)
Other Income	-	-
<b>Total</b>	<b>30,999,317</b>	<b>-5,869,876</b>
<b>Expenses and Losses</b>		
Unrealized losses in value of investments	-	-
Loss on sale/redemption of investments	2,882,955	-
Loss on inter-scheme transfer/sale of investments	-	-
Management fees	291,442	249,742
NPS Trust fees	27,008	21,554
Custodian fees	-	4,842
Stamp Duty	-	-
CRA Fees	192,874	176,897
Less: Amount recoverable on sale of units on account of CRA Charges	(192,874)	(176,897)
Depository and settlement charges	3,702	3,850
Other Expenses	-	1
<b>Total</b>	<b>3,205,107</b>	<b>279,989</b>
<b>Surplus/(Deficit) for the year</b>	<b>27,794,210</b>	<b>-6,149,865</b>
Less: Amount transferred to Unrealized appreciation account	3,754,660	-33,582,688
Less: Amount transferred to General Reserve	24,039,550	27,432,823
Amount carried forward to Balance Sheet	-	-

For LIC Pension Fund Ltd



MD & CEO

Date:

Place: Mumbai



**NATIONAL PENSION SYSTEM TRUST**

**NPS TRUST - A/C LIC PENSION FUND LIMITED'S PENSION FUND SCHEME - E TIER II**

**NOTES ANNEXED TO AND FORMING PART OF THE BALANCE SHEET AS AT MARCH 31, 2023**

<b>Schedule 1</b>	<b>As at March 31, 2023</b>	<b>As at March 31, 2022</b>
	<b>₹</b>	<b>₹</b>
<b>Unit Capital</b>		
<b>Initial Capital*</b>		
Outstanding at the beginning of the year	418,729,369	332,992,059
Add :Units issued during the year	84,976,911	139,891,450
Less: Units redeemed during the year	63,512,345	88,314,651
Outstanding at the end of the year	<u>440,193,935</u>	<u>384,568,858</u>
(Face Value of Rs.10/- each unit, fully paid up)		
Outstanding units at the beginning of the year	41,872,937	33,299,206
Add :Units issued during the year	8,497,691	22,849,730
Less: Units redeemed during the year	6,351,235	8,831,465
Outstanding Units at the end of the year	<u>44,019,394</u>	<u>38,456,886</u>
<b>Schedule 2</b>	<b>As at March 31, 2023</b>	<b>As at March 31, 2022</b>
	<b>₹</b>	<b>₹</b>
<b>Reserves and Surplus</b>		
<b>Unit Premium Reserve</b>		
Opening Balance	332,700,367	213,928,580
Add: Premium on Units issued	131,694,010	198,241,488
Less: Premium on Units redeemed	98,833,994	124,794,609
Closing Balance	<u>365,560,383</u>	<u>287,375,459</u>
<b>General Reserve</b>		
Opening Balance	92,529,879	48,814,801
Add: Transfer from Revenue Account	24,039,550	27,432,823
Less: Transfer to Unit Premium Reserve	-	-
Closing Balance	<u>116,569,429</u>	<u>76,247,624</u>
<b>Unrealized Appreciation Account</b>		
Opening Balance	181,262,381	217,085,484
Add: Adjustment for Previous years unrealized appreciation reserve	-	-
Add/(Less): Transfer from/(to) Revenue Account	-3,754,660	-33,582,688
Closing Balance	<u>177,507,721</u>	<u>183,502,796</u>
<b>Total</b>	<u><u>659,637,533</u></u>	<u><u>547,125,879</u></u>
<b>Schedule 3</b>	<b>As at March 31, 2023</b>	<b>As at March 31, 2022</b>
	<b>₹</b>	<b>₹</b>
<b>Current Liabilities and Provisions</b>		
<b>Current Liabilities</b>		
Redemption Payable	2,136,006	3,429,574
TDS Payable	4,149	3,895
Contract for Purchase of Investments	-	-
Sundry Creditors for expenses	55,194	52,407
<b>Total</b>	<u><u>2,195,349</u></u>	<u><u>3,485,876</u></u>

**007**

Schedule 4	As at March 31, 2023 ₹	As at March 31, 2022 ₹
<b>Investments (Long Term and Short Term)</b>		
Equity Shares	1,077,774,546	902,844,267
Preference Shares	-	-
Debentures and Bonds Listed/Awaiting Listing	-	-
Central and State Government Securities (including T-Bills)	-	-
Commercial Paper	-	-
Others - Mutual Fund Units	21,577,271	23,887,451
- Certificates of Deposit	-	-
<b>Total</b>	<b>1,099,351,817</b>	<b>926,731,718</b>

Schedule 5	As at March 31, 2023 ₹	As at March 31, 2022 ₹
<b>Deposits</b>		
Deposits with Scheduled Banks	-	-
<b>Total</b>	<b>-</b>	<b>-</b>

Schedule 6	As at March 31, 2023 ₹	As at March 31, 2022 ₹
<b>Other Current Assets</b>		
Outstanding and accrued Income	-	-
Balance with Trustee Bank	2,500,000	7,936,413
Application Pending Allotment	-	-
Contract for sale of investments	-	-
Dividend Receivable	175,000	512,482
Brokerage receivable from LIC Pension Fund Ltd.	-	-
Sundry Debtors	-	-
<b>Total</b>	<b>2,675,000</b>	<b>8,448,895</b>

**NATIONAL PENSION SYSTEM TRUST**

**NPS TRUST - A/C LIC PENSION FUND LIMITED'S PENSION FUND SCHEME - C TIER I**

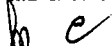
**HALF YEARLY (UNAUDITED) BALANCE SHEET AS AT MARCH 31, 2023**

	Schedules	As at March 31, 2023 ₹	As at March 31, 2022 ₹
<b>Liabilities</b>			
Unit Capital	1	9,023,588,565	7,172,991,994
Reserves and Surplus	2	12,011,052,374	8,966,835,006
Current Liabilities and Provisions	3	18,985,673	12,114,938
<b>Total</b>		<b>21,053,626,612</b>	<b>16,151,941,938</b>
<b>Assets</b>			
Investments	4	20,461,653,192	15,176,574,078
Deposits	5	-	-
Other Current Assets	6	591,973,419	975,367,860
<b>Total</b>		<b>21,053,626,612</b>	<b>16,151,941,938</b>
(a) Net assets as per Balance Sheet		21,034,640,939	16,139,827,000
(b) Number of Units outstanding		902,358,857	717,299,199

For LIC Pension Fund Ltd



MD & CEO



Date:

Place: Mumbai



**NATIONAL PENSION SYSTEM TRUST**

**NPS TRUST - A/C LIC PENSION FUND LIMITED'S PENSION FUND SCHEME - C TIER I**

**HALF YEARLY (UNAUDITED) REVENUE ACCOUNT FOR THE YEAR ENDED MARCH 31, 2023**

Particulars	Year ended March 31, 2023 ₹	Year ended March 31, 2022 ₹
<b>Income</b>		
Dividend	-	-
Interest	691,486,903	401,808,629
Profit on sale/redemption of investments	20,929,736	4,942,631
Profit on inter-scheme transfer/sale of investments	-	-
Unrealized gain on appreciation in investments	763,597	-
Other Income	2	-
<b>Total</b>	<b>713,180,238</b>	<b>406,751,260</b>
<b>Expenses and Losses</b>		
Unrealized losses in value of investments	-	170,992,676
Loss on sale/redemption of investments	22,612,534	1,774,957
Loss on inter-scheme transfer/sale of investments	-	-
Management fees	5,214,904	3,398,796
NPS Trust fees	483,434	293,467
Custodian fees	-	83,043
Stamp Duty	-	-
CRA Fees	5,771,646	4,630,269
Less: Amount recoverable on sale of units on account of CRA Charges	-5,771,646	(4,630,269)
Depository and settlement charges	62,274	60,123
Provision for Non-performing assets	-	4,500,000
Other Expenses	-	-148
<b>Total</b>	<b>28,373,147</b>	<b>181,102,914</b>
<b>Surplus/(Deficit) for the year</b>	<b>684,807,091</b>	<b>225,648,346</b>
Less: Amount transferred to Unrealized appreciation account	763,597	(170,992,676)
Less: Amount transferred to General Reserve	684,043,494	396,641,022
Amount carried forward to Balance Sheet	-	-

For LIC Pension Fund Ltd

*[Signature]*

MD & CEO

Date:

Place: Mumbai



**NATIONAL PENSION SYSTEM TRUST**

**NPS TRUST - A/C LIC PENSION FUND LIMITED'S PENSION FUND SCHEME - C TIER I**

**NOTES ANNEXED TO AND FORMING PART OF THE BALANCE SHEET AS AT MARCH 31, 2023**

Schedule 1	As at March 31, 2023	As at March 31, 2022
	₹	₹
<b>Unit Capital</b>		
<b>Initial Capital*</b>		
Outstanding at the beginning of the year	7,963,866,388	4,769,800,335
Add :Units issued during the year	1,412,952,105	2,582,389,756
Less: Units redeemed during the year	353,229,928	179,198,097
Outstanding at the end of the year	9,023,588,565	7,172,991,994
<b>(Face Value of Rs.10/- each unit, fully paid up)</b>		
Outstanding units at the beginning of the year	796,386,639	476,980,034
Add :Units issued during the year	141,295,211	258,238,976
Less: Units redeemed during the year	35,322,993	17,919,810
Outstanding Units at the end of the year	902,358,857	717,299,199

Schedule 2	As at March 31, 2023	As at March 31, 2022
	₹	₹
<b>Reserves and Surplus</b>		
<b>Unit Premium Reserve</b>		
Opening Balance	7,696,991,482	3,757,065,677
Add: Premium on Units issued	1,825,995,334	3,191,245,255
Less: Premium on Units redeemed	456,722,650	219,648,513
Closing Balance	9,066,264,166	6,728,662,419
<b>General Reserve</b>		
Opening Balance	2,735,096,284	1,730,431,994
Add: Transfer from Revenue Account	684,043,494	396,641,022
Less: Transfer to Unit Premium Reserve	-	-
Closing Balance	3,419,139,778	2,127,073,016
<b>Unrealized Appreciation Account</b>		
Opening Balance	(475,115,167)	282,092,247
Add: Adjustment for Previous years unrealized appreciation reserve	-	-
Add/(Less): Transfer from/(to) Revenue Account	763,597	(170,992,676)
Closing Balance	(474,351,570)	111,099,571
<b>Total</b>	<b>12,011,052,374</b>	<b>8,966,835,006</b>

Schedule 3	As at March 31, 2023 ₹	As at March 31, 2022 ₹
<b>Current Liabilities and Provisions</b>		
<b>Current Liabilities</b>		
Redemption Payable	17,863,591	11,265,069
TDS Payable	79,142	57,548
Interest received in advance	-	-
Sundry Creditors for expenses	1,042,940	792,321
Provision for assets upgraded as performing assets	-	-
Interest received in advance	-	-
<b>Total</b>	<b>18,985,673</b>	<b>12,114,938</b>

Schedule 4	As at March 31, 2023 ₹	As at March 31, 2022 ₹
<b>Investments (Long Term and Short Term)</b>		
Equity Shares	-	-
Preference Shares	-	-
Debentures and Bonds Listed/Awaiting Listing	19,488,753,210	14,176,532,858
Central and State Government Securities (including T-Bills)	-	-
Commercial Paper	-	-
AIF's/REITs/INVITs/ABS etc	-	-
Basel III Tier I bonds	-	-
Others - Mutual Fund Units	972,899,982	1,000,041,220
- Certificates of Deposit	-	-
Non Convertible Debentures classified as Non performing investment	-	9,000,000
Less: Provision on Non performing investment	-	(9,000,000)
<b>Total</b>	<b>20461653192</b>	<b>15176574078</b>

Schedule 5	As at March 31, 2023 ₹	As at March 31, 2022 ₹
<b>Deposits</b>		
Deposits with Scheduled Banks	-	-
<b>Total</b>	<b>-</b>	<b>-</b>

Schedule 6	As at March 31, 2023 ₹	As at March 31, 2022 ₹
<b>Other Current Assets</b>		
Outstanding and accrued Income	591,973,420	456,343,325
Balance with Trustee Bank	-	519,024,535
Application Pending Allotment	-	-
Interest Receivable on Non-Performing Investments	2,718,510	2,718,510
Less: Provision for interest on Non-Performing Investment	(2,718,510)	(2,718,510)
Dividend Receivable	-	-
Contract for sale of investments	-	-
Sundry Debtors	-	-
Redemption receivable on Non performing Investment	18,179,056	9,184,510
Less: Provision for Non performing investment	(18,179,056)	(9,184,510)
<b>Total</b>	<b>591,973,419</b>	<b>975,367,860</b>

**NATIONAL PENSION SYSTEM TRUST**

**NPS TRUST - A/C LIC PENSION FUND LIMITED'S PENSION FUND SCHEME - C TIER II**

**HALF YEARLY (UNAUDITED) BALANCE SHEET AS AT MARCH 31, 2023**

	Schedules	As at March 31, 2023 ₹	As at March 31, 2022 ₹
<b>Liabilities</b>			
Unit Capital	1	299,762,947	280,951,911
Reserves and Surplus	2	363,677,999	320,229,733
Current Liabilities and Provisions	3	4,982,810	13,908,844
<b>Total</b>		<b>668,423,756</b>	<b>615,090,488</b>
<b>Assets</b>			
Investments	4	649,345,646	591,089,059
Deposits	5	-	-
Other Current Assets	6	19,078,110	24,001,429
<b>Total</b>		<b>668,423,756</b>	<b>615,090,488</b>
(a) Net assets as per Balance Sheet		663,440,946	601,181,644
(b) Number of Units outstanding		29,976,295	28,095,191

For LIC Pension Fund Ltd



MD & CEO

Date: 26th April , 2023  
Place: Mumbai





**NATIONAL PENSION SYSTEM TRUST**

**NPS TRUST - A/C LIC PENSION FUND LIMITED'S PENSION FUND SCHEME - C TIER II**

**HALF YEARLY (UNAUDITED) REVENUE ACCOUNT FOR THE YEAR ENDED MARCH 31, 2023**

Particulars	Year ended March 31. 2023 ₹	Year ended March 31. 2022 ₹
<b>Income</b>		
Dividend	-	-
Interest	22,873,602	18,982,139
Profit on sale/redemption of investments	586,490	558,544
Profit on inter-scheme transfer/sale of investments	-	-
Unrealized gain on appreciation in investments	1,389,498	-
Other Income	-	-
<b>Total</b>	<b>24,849,590</b>	<b>19,540,683</b>
<b>Expenses and Losses</b>		
Unrealized losses in value of investments	-	8,413,588
Loss on sale/redemption of investments	1,615,984	51,087
Loss on inter-scheme transfer/sale of investments	-	-
Management fees	174,690	163,280
NPS Trust fees	16,191	14,096
Custodian fees	-	4,865
Stamp Duty	-	-
CRA Fees	95,709	91,427
Less: Amount recoverable on sale of units on account of CRA Charges	(95,709)	(91,427)
Depository and settlement charges	2,668	2,935
Provision for Non-performing assets	-	500,000
Other Expenses	-	-
<b>Total</b>	<b>1,809,532</b>	<b>9,149,850</b>
Surplus/(Deficit) for the year	23,040,058	10,390,833
Less: Amount transferred to Unrealized appreciation account	1,389,498	(8,413,588)
Less: Amount transferred to General Reserve	21,650,560	18,804,421
Amount carried forward to Balance Sheet	-	-

For LIC Pension Fund Ltd



MD & CEO

Date: 26th April , 2023

Place: Mumbai



**NATIONAL PENSION SYSTEM TRUST**

**NPS TRUST - A/C LIC PENSION FUND LIMITED'S PENSION FUND SCHEME - C TIER II**

**NOTES ANNEXED TO AND FORMING PART OF THE BALANCE SHEET AS AT MARCH 31, 2023**

Schedule 1	As at March 31, 2023 ₹	As at March 31, 2022 ₹
<b>Unit Capital</b>		
<b>Initial Capital*</b>		
Outstanding at the beginning of the year	292,461,669	240,950,307
Add :Units issued during the year	121,866,426	161,722,986
Less: Units redeemed during the year	114,565,148	121,721,382
Outstanding at the end of the year	<u>299,762,947</u>	<u>280,951,911</u>
(Face Value of Rs.10/- each unit, fully paid up)		
Outstanding units at the beginning of the year	29,246,167	24,095,031
Add :Units issued during the year	12,186,643	16,172,299
Less: Units redeemed during the year	11,456,515	12,172,138
Outstanding Units at the end of the year	<u>29,976,295</u>	<u>28,095,191</u>
<b>Schedule 2</b>	<b>As at March 31, 2023 ₹</b>	<b>As at March 31, 2022 ₹</b>
<b>Reserves and Surplus</b>		
<b>Unit Premium Reserve</b>		
Opening Balance	249,435,176	191,977,962
Add: Premium on Units issued	143,490,287	180,371,204
Less: Premium on Units redeemed	135,026,690	135,900,980
Closing Balance	<u>257,898,773</u>	<u>236,448,186</u>
<b>General Reserve</b>		
Opening Balance	103,958,737	63,907,762
Add: Transfer from Revenue Account	21,650,560	18,804,421
Less: Transfer to Unit Premium Reserve	-	-
Closing Balance	<u>125,609,297</u>	<u>82,712,183</u>
<b>Unrealized Appreciation Account</b>		
Opening Balance	(21,219,569)	9,482,952
Add: Adjustment for Previous years unrealized appreciation reserve	-	-
Add/(Less): Transfer from/(to) Revenue Account	1,389,498	(8,413,588)
Closing Balance	<u>(19,830,071)</u>	<u>1,069,364</u>
<b>Total</b>	<u>363,677,999</u>	<u>320,229,733</u>
<b>Schedule 3</b>	<b>As at March 31, 2023 ₹</b>	<b>As at March 31, 2022 ₹</b>
<b>Current Liabilities and Provisions</b>		
<b>Current Liabilities</b>		
Redemption Payable	4,946,187	13,869,454
TDS Payable	2,534	2,652
Sundry Creditors for expenses	34,089	36,738
Provision for assets upgraded as performing assets	-	-
Interest received in advance	-	-
Contract for Purchase of Investments	-	-
<b>Total</b>	<u>4,982,810</u>	<u>13,908,844</u>

Schedule 4	As at March 31, 2023 ₹	As at March 31, 2022 ₹
<b>Investments (Long Term and Short Term)</b>		
Equity Shares	-	-
Preference Shares	-	-
Debentures and Bonds Listed/Awaiting Listing	625,976,408	581,250,784
Central and State Government Securities (including T-Bills)	-	-
Commercial Paper	-	-
AIF's/REITs/INVITs/ABS etc	-	-
Basel III Tier I bonds	-	-
Others - Mutual Fund Units	23,369,238	9,838,275
- Certificates of Deposit	-	-
Non Convertible Debentures classified as Non performing investment	-	1,000,000
Less: Provision on Non performing investment	-	(1,000,000)
<b>Total</b>	<b>649,345,646</b>	<b>591,089,059</b>
<hr/>		
Schedule 5	As at March 31, 2023 ₹	As at March 31, 2022 ₹
<b>Deposits</b>		
Deposits with Scheduled Banks	-	-
<b>Total</b>	<b>-</b>	<b>-</b>
<hr/>		
Schedule 6	As at March 31, 2023 ₹	As at March 31, 2022 ₹
<b>Other Current Assets</b>		
Outstanding and accrued Income	19,035,326	18,435,321
Balance with Trustee Bank	42,784	5,566,108
Application Pending Allotment	-	-
Contract for sale of investments	-	-
Interest Receivable on Non-Performing Investments	293,852	293,852
Less: Provision for interest on Non-Performing Investment	(293,852)	(293,852)
Sundry Debtors	-	-
Redemption receivable on Non performing Investment	2,023,325	1,023,929
Less: Provision for Non performing investment	(2,023,325)	(1,023,929)
<b>Total</b>	<b>19,078,110</b>	<b>24,001,429</b>


**NATIONAL PENSION SYSTEM TRUST**

**NPS TRUST - A/C LIC PENSION FUND LIMITED'S PENSION FUND SCHEME - G TIER I**


**HALF YEARLY (UNAUDITED) BALANCE SHEET AS AT MARCH 31, 2023**

	Schedules	As at March 31, 2023 ₹	As at March 31, 2022 ₹
<b>Liabilities</b>			
Unit Capital	1	15,408,197,848	12,274,771,993
Reserves and Surplus	2	22,943,314,500	16,784,909,230
Current Liabilities and Provisions	3	30,077,279	26,627,935
<b>Total</b>		<b>38,381,589,627</b>	<b>29,086,309,158</b>
<b>Assets</b>			
Investments	4	37,720,348,416	27,772,847,209
Deposits	5	-	900,000,000
Other Current Assets	6	661,241,211	413,461,949
<b>Total</b>		<b>38,381,589,627</b>	<b>29,086,309,158</b>
(a) Net assets as per Balance Sheet		38,351,512,348	29,059,681,223
(b) Number of Units outstanding		1,540,819,785	1,227,477,199

For LIC Pension Fund Ltd



MD & CEO



Date:

Place: Mumbai



**NATIONAL PENSION SYSTEM TRUST**

**NPS TRUST - A/C LIC PENSION FUND LIMITED'S PENSION FUND SCHEME - G TIER I**

**HALF YEARLY (UNAUDITED) REVENUE ACCOUNT FOR THE YEAR ENDED MARCH 31, 2022**

Particulars	Year ended March 31. 2023 ₹	Year ended March 31. 2022 ₹
<b>Income</b>		
Dividend	-	-
Interest	1,209,754,285	675,437,915
Profit on sale/redemption of investments	48,616,934	27,282,958
Profit on inter-scheme transfer/sale of investments	-	-
Unrealized gain on appreciation in investments	284,711,446	-
Other Income	-	-
<b>Total</b>	<b>1,543,082,665</b>	<b>702,720,873</b>
<b>Expenses and Losses</b>		
Unrealized losses in value of investments	-	584,780,301
Loss on sale/redemption of investments	-	3,026,691
Loss on inter-scheme transfer/sale of investments	-	-
Management fees	9,466,314	5,987,091
NPS Trust fees	877,566	516,934
Custodian fees	-	(88,766)
Stamp Duty	-	-
CRA Fees	9,869,382	8,143,385
Less: Amount recoverable on sale of units on account of C	(9,869,382)	(8,143,385)
Depository and settlement charges	316,807	388,452
Other Expenses	-	2
<b>Total</b>	<b>10,660,687</b>	<b>594,610,705</b>
<b>Surplus/(Deficit) for the year</b>	<b>1,532,421,978</b>	<b>108,110,167</b>
Less: Amount transferred to Unrealized appreciation account	284,711,446	(584,780,301)
Less: Amount transferred to General Reserve	1,247,710,532	692,890,468
Amount carried forward to Balance Sheet	-	-

For LIC Pension Fund Ltd

*[Signature]*

MD & CEO

*[Signature]*

Date:

Place: Mumbai



**NATIONAL PENSION SYSTEM TRUST**

**NPS TRUST - A/C LIC PENSION FUND LIMITED'S PENSION FUND SCHEME - G TIER I**

**NOTES ANNEXED TO AND FORMING PART OF THE BALANCE SHEET AS AT MARCH 31, 2023**

Schedule 1	As at March 31, 2023 ₹	As at March 31, 2022 ₹
<b>Unit Capital</b>		
<b>Initial Capital*</b>		
Outstanding at the beginning of the year	13,647,730,227	7,982,332,038
Add :Units issued during the year	2,465,254,889	4,695,530,406
Less: Units redeemed during the year	704,787,268	403,090,451
Outstanding at the end of the year	15,408,197,848	12,274,771,993
<b>(Face Value of Rs.10/- each unit, fully paid up)</b>		
Outstanding units at the beginning of the year	1,364,773,023	798,233,204
Add :Units issued during the year	246,525,489	469,553,041
Less: Units redeemed during the year	70,478,727	40,309,045
Outstanding Units at the end of the year	1,540,819,785	1,227,477,199
<b>Schedule 2</b>	<b>As at March 31, 2023 ₹</b>	<b>As at March 31, 2022 ₹</b>
<b>Reserves and Surplus</b>		
<b>Unit Premium Reserve</b>		
Opening Balance	15,263,101,131	7,566,471,487
Add: Premium on Units issued	3,547,314,333	6,396,619,392
Less: Premium on Units redeemed	1,014,109,985	547,267,910
Closing Balance	17,796,305,479	13,415,822,969
<b>General Reserve</b>		
Opening Balance	4,881,041,488	3,135,148,610
Add: Transfer from Revenue Account	1,247,710,532	692,890,468
Less: Transfer to Unit Premium Reserve	-	-
Closing Balance	6,128,752,020	3,828,039,078
<b>Unrealized Appreciation Account</b>		
Opening Balance	(1,266,454,445)	125,827,484
Add: Adjustment for Previous years unrealized appreciation	-	-
Add/(Less): Transfer from/(to) Revenue Account	284,711,446	(584,780,301)
Closing Balance	(981,742,999)	(458,952,817)
<b>Total</b>	<b>22,943,314,500</b>	<b>16,784,909,230</b>
<b>Schedule 3</b>	<b>As at March 31, 2023 ₹</b>	<b>As at March 31, 2022 ₹</b>
<b>Current Liabilities and Provisions</b>		
<b>Current Liabilities</b>		
Redemption Payable	27,924,386	24,990,614
Contract for Purchase of Investments	-	-
TDS Payable	144,069	108,285
Sundry Creditors for expenses	2,008,824	1,529,036
<b>Total</b>	<b>30,077,279</b>	<b>26,627,935</b>

Schedule 4	As at March 31, 2023 ₹	As at March 31, 2022 ₹
<b>Investments (Long Term and Short Term)</b>		
Equity Shares	-	-
Preference Shares	-	-
Debentures and Bonds Listed/Awaiting Listing	-	-
Central and State Government Securities (including T-Bills)	36,687,768,862	23,848,017,408
Commercial Paper	-	-
Others - Mutual Fund Units	1,032,579,554	3,924,829,801
- Certificates of Deposit	-	-
<b>Total</b>	<b>37,720,348,416</b>	<b>27,772,847,209</b>

Schedule 5	As at March 31, 2023 ₹	As at March 31, 2022 ₹
<b>Deposits</b>		
Deposits with Scheduled Banks	-	900,000,000
<b>Total</b>	<b>-</b>	<b>900,000,000</b>

Schedule 6	As at March 31, 2023 ₹	As at March 31, 2022 ₹
<b>Other Current Assets</b>		
Outstanding and accrued Income	658,747,551	374,811,107
Balance with Trustee Bank	2,493,660	38,650,842
Contract for sale of investments	-	-
Sundry Debtors	-	-
Redemption receivable on investments	-	-
<b>Total</b>	<b>661,241,211</b>	<b>413,461,949</b>

**NATIONAL PENSION SYSTEM TRUST**

**NPS TRUST - A/C LIC PENSION FUND LIMITED'S PENSION FUND SCHEME - G TIER II**

**HALF YEARLY (UNAUDITED) BALANCE SHEET AS AT MARCH 31, 2023**

	Schedules	As at March 31, 2023 ₹	As at March 31, 2022 ₹
<b>Liabilities</b>			
Unit Capital	1	604,385,596	581,124,855
Reserves and Surplus	2	923,682,667	815,256,389
Current Liabilities and Provisions	3	7,777,676	6,700,935
<b>Total</b>		<b>1,535,845,939</b>	<b>1,403,082,179</b>
<b>Assets</b>			
Investments	4	1,512,434,282	1,375,435,358
Deposits	5	-	-
Other Current Assets	6	23,411,657	27,646,821
<b>Total</b>		<b>1,535,845,939</b>	<b>1,403,082,179</b>
(a) Net assets as per Balance Sheet		1,528,068,263	1,396,381,244
(b) Number of Units outstanding		60,438,560	58,112,486

For LIC Pension Fund Ltd

*29/04/23*

MD & CEO

*[Signature]*

Date:

Place: Mumbai





**NATIONAL PENSION SYSTEM TRUST**

**NPS TRUST - A/C LIC PENSION FUND LIMITED'S PENSION FUND SCHEME - G TIER II**

**HALF YEARLY (UNAUDITED) REVENUE ACCOUNT FOR THE YEAR ENDED MARCH 31, 2023**

Particulars	Year ended March 31. 2023 ₹	Year ended March 31. 2022 ₹
<b>Income</b>		
Dividend	-	-
Interest	49,265,632	44,158,204
Profit on sale/redemption of investments	2,205,999	2,894,365
Profit on inter-scheme transfer/sale of investments	-	-
Unrealized gain on appreciation in investments	-	948,285
Other Income	1	1
<b>Total</b>	<b>51,471,631</b>	<b>48,000,856</b>
<b>Expenses and Losses</b>		
Unrealized losses in value of investments	(11,430,494)	39,846,383
Loss on sale/redemption of investments	71,492	186,353
Loss on inter-scheme transfer/sale of investments	-	-
Management fees	390,790	387,386
NPS Trust fees	36,223	33,435
Custodian fees	-	5,285
Stamp Duty	-	-
CRA Fees	154,690	159,027
Less: Amount recoverable on sale of units on account of CRA Charges	(154,690)	(159,027)
Depository and settlement charges	10,349	36,950
Other Expenses	-	-
<b>Total</b>	<b>(10,921,640)</b>	<b>40,495,792</b>
<b>Surplus/(Deficit) for the year</b>	<b>62,393,271</b>	<b>7,505,063</b>
Less: Amount transferred to Unrealized appreciation account	11,430,494	(38,898,098)
Less: Amount transferred to General Reserve	50,962,777	46,403,161
Amount carried forward to Balance Sheet	-	-

For LIC Pension Fund Ltd

*[Signature]*

MD & CEO

Date:

Place: Mumbai

0  
0



**NATIONAL PENSION SYSTEM TRUST**

**NPS TRUST - A/C LIC PENSION FUND LIMITED'S PENSION FUND SCHEME - G TIER II**

**NOTES ANNEXED TO AND FORMING PART OF THE BALANCE SHEET AS AT MARCH 31, 2023**

Schedule 1	As at March 31, 2023 ₹	As at March 31, 2022 ₹
<b>Unit Capital</b>		
<b>Initial Capital*</b>		
Outstanding at the beginning of the year	567,572,356	523,828,187
Add :Units issued during the year	161,024,045	255,891,293
Less: Units redeemed during the year	124,210,805	198,594,625
Outstanding at the end of the year	<u>604,385,596</u>	<u>581,124,855</u>
(Face Value of Rs.10/- each unit, fully paid up)		
Outstanding units at the beginning of the year	56,757,236	52,382,819
Add :Units issued during the year	16,102,405	25,589,129
Less: Units redeemed during the year	12,421,081	19,859,463
Outstanding Units at the end of the year	<u>60,438,560</u>	<u>58,112,486</u>
<b>Schedule 2</b>	<b>As at March 31, 2023 ₹</b>	<b>As at March 31, 2022 ₹</b>
<b>Reserves and Surplus</b>		
<b>Unit Premium Reserve</b>		
Opening Balance	626,281,179	564,608,870
Add: Premium on Units issued	237,155,606	356,391,473
Less: Premium on Units redeemed	183,126,573	276,411,409
Closing Balance	<u>680,310,212</u>	<u>644,588,934</u>
<b>General Reserve</b>		
Opening Balance	267,467,260	172,553,505
Add: Transfer from Revenue Account	50,962,777	46,403,161
Less: Transfer to Unit Premium Reserve	-	-
Closing Balance	<u>318,430,037</u>	<u>218,956,665</u>
<b>Unrealized Appreciation Account</b>		
Opening Balance	(86,488,076)	(9,391,112)
Add: Adjustment for Previous years unrealized appreciation reserve	-	-
Add/(Less): Transfer from/(to) Revenue Account	11,430,494	(38,898,098)
Closing Balance	<u>(75,057,582)</u>	<u>(48,289,210)</u>
<b>Total</b>	<u><u>923,682,667</u></u>	<u><u>815,256,389</u></u>
<b>Schedule 3</b>	<b>As at March 31, 2023 ₹</b>	<b>As at March 31, 2022 ₹</b>
<b>Current Liabilities and Provisions</b>		
<b>Current Liabilities</b>		
Redemption Payable	7,691,709	6,594,982
Contract for Purchase of Investments	-	-
TDS Payable	5,809	6,625
Sundry Creditors for expenses	80,158	99,328
<b>Total</b>	<u><u>7,777,676</u></u>	<u><u>6,700,935</u></u>

Schedule 4	As at March 31, 2023 ₹	As at March 31, 2022 ₹
<b>Investments (Long Term and Short Term)</b>		
Equity Shares	-	-
Preference Shares	-	-
Debentures and Bonds Listed/Awaiting Listing	-	-
Central and State Government Securities (including T-Bills)	1,481,813,315	1,317,343,618
Commercial Paper	-	-
Others - Mutual Fund Units	30,620,967	58,091,740
- Certificates of Deposit	-	-
<b>Total</b>	<b>1,512,434,282</b>	<b>1,375,435,358</b>

Schedule 5	As at March 31, 2023 ₹	As at March 31, 2022 ₹
<b>Deposits</b>		
Deposits with Scheduled Banks	-	-
<b>Total</b>	<b>-</b>	<b>-</b>

Schedule 6	As at March 31, 2023 ₹	As at March 31, 2021 ₹
<b>Other Current Assets</b>		
Outstanding and accrued Income	23,296,657	19,755,256
Balance with Trustee Bank	115,000	7,891,565
Contract for sale of investments	-	-
<b>Total</b>	<b>23,411,657</b>	<b>27,646,821</b>

**NATIONAL PENSION SYSTEM TRUST**

**NPS TRUST - A/C LIC PENSION FUND LIMITED'S PENSION FUND SCHEME - CENTRAL GOVERNMENT**

**HALF YEARLY (UNAUDITED) BALANCE SHEET AS AT MARCH 31, 2023**

	Sched	As at March 31, 2023 ₹	As at March 31, 2022 ₹
<b>Liabilities</b>			
Unit Capital	1	214,854,412,073	191,431,337,360
Reserves and Surplus	2	600,287,336,523	505,357,313,995
Current Liabilities and Provisions	3	622,346,560	783,150,520
<b>Total</b>		<b>815,764,095,156</b>	<b>697,571,801,875</b>
<b>Assets</b>			
Investments	4	798,729,335,429	683,454,558,340
Deposits	5	1,000,000,000	-
Other Current Assets	6	16,034,759,727	14,117,243,535
<b>Total</b>		<b>815,764,095,156</b>	<b>697,571,801,875</b>
(a) Net assets as per Balance Sheet		815,141,748,596	696,788,651,355
(b) Number of Units outstanding		21,485,441,207	19,143,133,736

For LIC Pension Fund Ltd



MD & CEO

Date:

Place: Mumbai



**NATIONAL PENSION SYSTEM TRUST**

**NPS TRUST - A/C LIC PENSION FUND LIMITED'S PENSION FUND SCHEME - CENTRAL GOVERNMENT**

**HALF YEARLY (UNAUDITED) REVENUE ACCOUNT FOR THE YEAR ENDED MARCH 31, 2023**

Particulars	Year ended March 31, 2023 ₹	Year ended March 31, 2022 ₹
<b>Income</b>		
Dividend	563,886,042	469,575,660
Interest	24,014,136,497	19,922,839,382
Profit on sale/redemption of investments	2,240,342,264	1,713,684,886
Profit on inter-scheme transfer/sale of investments	-	-
Unrealized gain on appreciation in investments	2,813,858,226	-
Other Income	9,002	1,572,277
<b>Total</b>	<b>29,632,232,032</b>	<b>22,107,672,205</b>
<b>Expenses and Losses</b>		
Unrealized losses in value of investments		15,682,788,182
Loss on sale/redemption of investments	193,337,829	130,419,900
Loss on inter-scheme transfer/sale of investments	-	-
Management fees	211,576,071	194,659,844
NPS Trust fees	19,609,801	16,799,602
Custodian fees	-	2,817,920
Stamp Duty	-	49,995
CRA Fees	622,078	271,408
Less: Amount recoverable on sale of units on account of CRA (	(622,078)	(271,408)
Depository and settlement charges	2,916,777	3,665,428
Provision for Non-performing assets	(137,261,314)	(18,022,215)
Other Expenses	-	-
<b>Total</b>	<b>290,179,164</b>	<b>16,013,178,656</b>
<b>Surplus/(Deficit) for the year</b>	<b>29,342,052,868</b>	<b>6,094,493,549</b>
Less: Amount transferred to Unrealized appreciation account	2,813,858,226	(15,682,788,182)
Less: Amount transferred to General Reserve	26,528,194,642	21,777,281,731
Amount carried forward to Balance Sheet	-	-

For LIC Pension Fund Ltd



MD & CEO



Date:

Place: Mumbai



**NATIONAL PENSION SYSTEM TRUST**

**NPS TRUST - A/C LIC PENSION FUND LIMITED'S PENSION FUND SCHEME - CENTRAL GOVERNMENT**

**NOTES ANNEXED TO AND FORMING PART OF THE BALANCE SHEET AS AT MARCH 31, 2023**

Schedule 1	As at March 31, 2023 ₹	As at March 31, 2022 ₹
<b>Unit Capital</b>		
<b>Initial Capital*</b>		
Outstanding at the beginning of the year	203,701,865,378	178,796,278,920
Add :Units issued during the year	14,970,838,514	15,188,155,041
Less: Units redeemed during the year	3,818,291,819	2,553,096,601
Outstanding at the end of the year	<u>214,854,412,073</u>	<u>191,431,337,360</u>
<b>(Face Value of Rs.10/- each unit, fully paid up)</b>		
Outstanding units at the beginning of the year	20,370,186,538	17,879,627,892
Add :Units issued during the year	1,497,083,851	1,518,815,504
Less: Units redeemed during the year	381,829,182	255,309,660
Outstanding Units at the end of the year	<u>21,485,441,207</u>	<u>19,143,133,736</u>
<b>Schedule 2</b>		
	As at March 31, 2023 ₹	As at March 31, 2021 ₹
<b>Reserves and Surplus</b>		
<b>Unit Premium Reserve</b>		
Opening Balance	306,853,068,027	241,984,643,284
Add: Premium on Units issued	40,939,053,614	39,685,141,279
Less: Premium on Units redeemed	10,493,056,192	6,683,289,205
Closing Balance	<u>337,299,065,449</u>	<u>274,986,495,358</u>
<b>General Reserve</b>		
Opening Balance	203,110,352,127	158,252,031,831
Add: Transfer from Revenue Account	26,528,194,642	21,777,281,731
Less: Transfer to Unit Premium Reserve	-	-
Closing Balance	<u>229,638,546,769</u>	<u>180,029,313,562</u>
<b>Unrealized Appreciation Account</b>		
Opening Balance	30,535,866,079	66,024,293,257
Add: Adjustment for Previous years unrealized appreciation res	-	-
Add/(Less): Transfer from/(to) Revenue Account	2,813,858,226	(15,682,788,182)
Closing Balance	<u>33,349,724,305</u>	<u>50,341,505,075</u>
<b>Total</b>	<u>600,287,336,523</u>	<u>505,357,313,995</u>
<b>Schedule 3</b>		
	As at March 31, 2023 ₹	As at March 31, 2022 ₹
<b>Current Liabilities and Provisions</b>		
<b>Current Liabilities</b>		
Provision for assets upgraded as performing assets	-	-
Redemption Payable	529,694,794	187,936,163
Contract for Purchase of Investments	48,150,500	-
Interest received in advance	-	-
TDS Payable	3,107,305	3,043,949
Sundry Creditors for expenses	41,393,961	42,170,408
Amount payable to other Schemes	-	550,000,000
<b>Total</b>	<u>622,346,560</u>	<u>783,150,520</u>

Schedule 4	As at March 31, 2023 ₹	As at March 31, 2022 ₹
Investments (Long Term and Short Term)		
Equity Shares	111,948,382,982	98,459,728,856
Preference Shares	-	-
Debentures and Bonds Listed/Awaiting Listing	242,922,148,657	213,276,076,966
Central and State Government Securities (including T-Bills)	434,838,926,349	360,646,790,905
Commercial Paper	-	-
AIF's/REITs/INVITs/ABS etc	-	-
Basel III Tier I bonds	-	-
Others - Mutual Fund Units	9,019,877,441	11,071,961,613
- Certificates of Deposit	-	-
Non Convertible Debentures classified as NPA	951,494,214	1,379,200,000
Less: Provision on Non performing investment	(951,494,214)	(1,379,200,000)
Total	<u>798,729,335,429</u>	<u>683,454,558,340</u>

Schedule 5	As at March 31, 2023 ₹	As at March 31, 2022 ₹
Deposits		
Deposits with Scheduled Banks	1,000,000,000	-
Total	<u>1,000,000,000</u>	-

Schedule 6	As at March 31, 2023 ₹	As at March 31, 2022 ₹
Other Current Assets		
Outstanding and accrued income	15,765,455,048	12,949,518,660
Application Pending Allotment	-	-
Balance with Trustee Bank	253,962,376	1,093,096,566
Contract for sale of investments	9,950,249	47,686,536
Interest Receivable on Non-Performing Investments	435,015,714	435,015,714
Less: Provision for interest on Non-Performing Investment	(435,015,714)	(435,015,714)
Dividend Receivable	5,392,054	26,724,372
Brokerage receivable from LIC PFM	-	-
Margin Money	-	217,401
Redemption receivable on Non performing Investment	2,857,752,761	2,567,561,836
Less: Provision for Non performing investment	(2,857,752,761)	(2,567,561,836)
Total	<u>16,034,759,727</u>	<u>14,117,243,535</u>

**NATIONAL PENSION SYSTEM TRUST**

**NPS TRUST - A/C LIC PENSION FUND LIMITED'S PENSION FUND SCHEME - STATE GOVERNMENT**

**HALF YEARLY (UNAUDITED) BALANCE SHEET AS AT MARCH 31, 2023**

	Schedules	As at March 31, 2023 ₹	As at March 31, 2022 ₹
<b>Liabilities</b>			
Unit Capital	1	440,170,815,185	375,764,290,430
Reserves and Surplus	2	1,046,632,095,331	841,326,342,828
Current Liabilities and Provisions	3	1,566,571,648	253,375,866
<b>Total</b>		<b>1,488,369,482,164</b>	<b>1,217,344,009,124</b>
<b>Assets</b>			
Investments	4	1,454,543,282,294	1,192,098,218,640
Deposits	5	5,000,000,000	2,000,000,000
Other Current Assets	6	28,826,199,870	23,245,790,484
<b>Total</b>		<b>1,488,369,482,164</b>	<b>1,217,344,009,124</b>
(a) Net assets as per Balance Sheet		1,486,802,910,516	1,217,090,633,258
(b) Number of Units outstanding		44,017,081,519	37,576,429,043

For LIC Pension Fund Ltd

  
MD & CEO  


Date:  
Place: Mumbai







**NATIONAL PENSION SYSTEM TRUST**

**NPS TRUST - A/C LIC PENSION FUND LIMITED'S PENSION FUND SCHEME - STATE GOVERNMENT**

**HALF YEARLY (UNAUDITED) REVENUE ACCOUNT FOR THE YEAR ENDED MARCH 31, 2023**

Particulars	Year ended March 31, 2023 ₹	Year ended March 31, 2022 ₹
<b>Income</b>		
Dividend	934,796,830	854,244,937
Interest	42,633,260,561	33,797,037,877
Profit on sale/redemption of investments	3,231,405,215	2,630,741,152
Profit on inter-scheme transfer/sale of investments	-	-
Unrealized gain on appreciation in investments	6,748,734,207	-
Other Income	549,142	3,512,588
<b>Total</b>	<b>53,548,745,954</b>	<b>37,285,536,553</b>
<b>Expenses and Losses</b>		
Unrealized losses in value of investments	-	26,497,792,118
Loss on sale/redemption of investments	349,590,128	184,596,550
Loss on inter-scheme transfer/sale of investments	-	-
Management fees	378,955,372	333,522,760
NPS Trust fees	35,125,616	28,785,878
Custodian fees	-	5,488,212
Stamp Duty	-	49,995
CRA Fees	1,901,042	573,692
Less: Amount recoverable on sale of units on account of CRA Charges	(1,901,042)	(573,692)
Depository and settlement charges	5,196,318	6,345,691
Provision for Non-performing assets	(74,241,848)	(20,026,576)
Other Expenses	-	-
<b>Total</b>	<b>694,625,587</b>	<b>27,036,554,628</b>
Surplus/(Deficit) for the year	52,854,120,367	10,248,981,925
Less: Amount transferred to Unrealized appreciation account	6,748,734,207	(26,497,792,118)
Less: Amount transferred to General Reserve	46,105,386,160	36,746,774,043
Amount carried forward to Balance Sheet	-	-

For LIC Pension Fund Ltd

  
MD & CEO  


Date:  
Place: Mumbai



**NATIONAL PENSION SYSTEM TRUST**

**NPS TRUST - A/C LIC PENSION FUND LIMITED'S PENSION FUND SCHEME - STATE GOVERNMENT**

**NOTES ANNEXED TO AND FORMING PART OF THE BALANCE SHEET AS AT MARCH 31, 2023**

Schedule 1	As at March 31, 2023 ₹	As at March 31, 2022 ₹
<b>Unit Capital</b>		
<b>Initial Capital*</b>		
Outstanding at the beginning of the year	406,796,557,183	340,825,321,925
Add :Units issued during the year	37,457,203,782	37,259,132,423
Less: Units redeemed during the year	4,082,945,780	2,320,163,918
Outstanding at the end of the year	<u>440,170,815,185</u>	<u>375,764,290,430</u>
(Face Value of Rs.10/- each unit, fully paid up)		
Outstanding units at the beginning of the year	40,679,655,718	34,082,532,193
Add :Units issued during the year	3,745,720,378	3,725,913,242
Less: Units redeemed during the year	408,294,578	232,016,392
Outstanding Units at the end of the year	<u>44,017,081,519</u>	<u>37,576,429,043</u>
<b>Schedule 2</b>	<b>As at March 31, 2023 ₹</b>	<b>As at March 31, 2022 ₹</b>
<b>Reserves and Surplus</b>		
<b>Unit Premium Reserve</b>		
Opening Balance	574,881,701,087	429,313,540,054
Add: Premium on Units issued	87,287,742,832	82,657,024,510
Less: Premium on Units redeemed	9,526,716,634	5,150,226,481
Closing Balance	<u>652,642,727,285</u>	<u>506,820,338,083</u>
<b>General Reserve</b>		
Opening Balance	299,792,773,319	222,274,178,186
Add: Transfer from Revenue Account	46,105,386,160	36,746,774,043
Less: Transfer to Unit Premium Reserve	-	-
Closing Balance	<u>345,898,159,479</u>	<u>259,020,952,229</u>
<b>Unrealized Appreciation Account</b>		
Opening Balance	41,342,474,360	101,982,844,634
Add: Adjustment for Previous years unrealized appreciation reserve	-	-
Add/(Less): Transfer from/(to) Revenue Account	6,748,734,207	(26,497,792,118)
Closing Balance	<u>48,091,208,567</u>	<u>75,485,052,517</u>
<b>Total</b>	<u><u>1,046,632,095,331</u></u>	<u><u>841,326,342,828</u></u>
<b>Schedule 3</b>	<b>As at March 31, 2023 ₹</b>	<b>As at March 31, 2022 ₹</b>
<b>Current Liabilities and Provisions</b>		
<b>Current Liabilities</b>		
Contract for Purchase of Investments	615,799,000	-
Redemption Payable	870,504,965	175,123,410
Interest received in advance	-	-
TDS Payable	5,614,135	5,278,363
Sundry Creditors for expenses	74,653,548	72,974,093
Provision for assets upgraded as performing assets	-	-
<b>Total</b>	<u><u>1,566,571,648</u></u>	<u><u>253,375,866</u></u>

Schedule 4	As at March 31, 2023 ₹	As at March 31, 2022 ₹
<b>Investments (Long Term and Short Term)</b>		
Equity Shares	193,594,623,843	163,788,608,064
Preference Shares		
Debentures and Bonds Listed/Awaiting Listing	436,438,065,547	365,520,041,847
Central and State Government Securities (including T-Bills)	794,317,833,975	627,111,804,222
Commercial Paper	-	-
AIF's/REITs/INVITs/ABS etc		
Basel III Tier I bonds		
Others - Mutual Fund Units	30,192,758,929	35,677,764,507
- Certificates of Deposit	-	-
Non Convertible Debentures classified as NPA	1,146,800,000	1,714,142,000
Less: Provision on Non performing investment	(1,146,800,000)	(1,714,142,000)
<b>Total</b>	<b>1,454,543,282,294</b>	<b>1,192,098,218,640</b>
<hr/>		
Schedule 5	As at March 31, 2023 ₹	As at March 31, 2022 ₹
<b>Deposits</b>		
Deposits with Scheduled Banks	5,000,000,000	2,000,000,000
<b>Total</b>	<b>5,000,000,000</b>	<b>2,000,000,000</b>
<hr/>		
Schedule 6	As at March 31, 2023 ₹	As at March 31, 2022 ₹
<b>Other Current Assets</b>		
Outstanding and accrued Income	28,191,917,731	22,312,100,214
Balance with Trustee Bank	355,735,915	260,132,647
Application Pending Allotment	-	-
Contracts for sale of investments	19,870,510	79,101,424
Interest Receivable on Non-Performing Investments	537,745,366	537,745,366
Less: Provision for interest on Non-Performing Investment	(537,745,366)	(537,745,366)
Dividend Receivable	8,515,714	44,356,199
Brokerage receivable from LIC Pension Fund Ltd.	-	-
Sundry Debtors	250,160,000	550,100,000
Redemption receivable on Non performing Investment	3,909,427,235	3,416,677,985
Less: Provision for Non performing investment	(3,909,427,235)	(3,416,677,985)
<b>Total</b>	<b>28,826,199,870</b>	<b>23,245,790,484</b>

**NATIONAL PENSION SYSTEM TRUST**

**NPS TRUST - A/C LIC PENSION FUND LIMITED'S PENSION FUND SCHEME - NPS LITE GOVERNMENT PATTERN**

**HALF YEARLY (UNAUDITED) BALANCE SHEET AS AT MARCH 31, 2023**

	Schedules	As at March 31, 2023 ₹	As at March 31, 2022 ₹
<b>Liabilities</b>			
Unit Capital	1	4,557,870,815	4,524,434,001
Reserves and Surplus	2	9,834,051,202	9,175,169,205
Current Liabilities and Provisions	3	5,463,214	4,467,472
<b>Total</b>		<b>14,397,385,231</b>	<b>13,704,070,678</b>
<b>Assets</b>			
Investments	4	14,089,817,697	13,440,849,354
Deposits	5	-	-
Other Current Assets	6	307,567,534	263,221,324
<b>Total</b>		<b>14,397,385,231</b>	<b>13,704,070,678</b>
(a) Net assets as per Balance Sheet		14,391,922,017	13,699,603,206
(b) Number of Units outstanding		455,787,081	452,443,400

For LIC Pension Fund Ltd

  
MD & CEO  
A e

Date:  
Place: Mumbai



**NATIONAL PENSION SYSTEM TRUST**

**NPS TRUST - A/C LIC PENSION FUND LIMITED'S PENSION FUND SCHEME - NPS LITE GOVERNMENT PATTERN**

**HALF YEARLY (UNAUDITED) REVENUE ACCOUNT FOR THE YEAR ENDED MARCH 31, 2023**

Particulars	Year ended March 31, 2023 ₹	Year ended March 31, 2022 ₹
<b>Income</b>		
Dividend	7,772,153	7,041,831
Interest	446,198,857	413,591,988
Profit on sale/redemption of investments	77,746,759	122,160,229
Profit on inter-scheme transfer/sale of investments	-	-
Unrealized gain on appreciation in investments	-	-
Other Income	2	-
<b>Total</b>	<b>531,717,771</b>	<b>542,794,047</b>
<b>Expenses and Losses</b>		
Unrealized losses in value of investments	9,367,142	398,495,349
Loss on sale/redemption of investments	4,758,106	895,779
Loss on inter-scheme transfer/sale of investments	-	-
Management fees	3,811,824	3,916,063
NPS Trust fees	353,243	337,910
Custodian fees	-	39,406
Stamp Duty	-	-
CRA Fees	19,173,985	19,708,167
Less: Amount recoverable on sale of units on account of CRA Charges	(19,173,985)	(19,708,167)
Depository and settlement charges	50,751	73,203
Provision for Non-performing assets	(2,770,579)	-
Other Expenses	-	1
<b>Total</b>	<b>15,570,486</b>	<b>403,757,710</b>
<b>Surplus/(Deficit) for the year</b>	<b>516,147,285</b>	<b>139,036,337</b>
Less: Amount transferred to Unrealized appreciation account	(9,367,142)	(398,495,349)
Less: Amount transferred to General Reserve	525,514,426	537,531,686
Amount carried forward to Balance Sheet	-	-

For LIC Pension Fund Ltd

*Rajam*

MD & CEO

*A E*

Date:

Place: Mumbai



**NATIONAL PENSION SYSTEM TRUST**

**NPS TRUST - A/C LIC PENSION FUND LIMITED'S PENSION FUND SCHEME - NPS LITE GOVERNMENT PATTERN**

**NOTES ANNEXED TO AND FORMING PART OF THE BALANCE SHEET AS AT MARCH 31, 2023**

Schedule 1	As at March 31, 2023	As at March 31, 2022
	₹	₹
<b>Unit Capital</b>		
Initial Capital*	-	-
Outstanding at the beginning of the year	4,534,834,411	4,502,896,885
Add :Units issued during the year	91,794,170	91,087,460
Less: Units redeemed during the year	68,757,766	69,550,344
Outstanding at the end of the year	<u>4,557,870,815</u>	<u>4,524,434,001</u>
(Face Value of Rs.10/- each unit, fully paid up)		
Outstanding units at the beginning of the year	453,483,441	450,289,689
Add :Units issued during the year	9,179,417	9,108,746
Less: Units redeemed during the year	6,875,777	6,955,034
Outstanding Units at the end of the year	<u>455,787,081</u>	<u>452,443,400</u>
<b>Schedule 2</b>	<b>As at March 31, 2023</b>	<b>As at March 31, 2022</b>
	₹	₹
<b>Reserves and Surplus</b>		
<b>Unit Premium Reserve</b>		
Opening Balance	2,527,143,093	2,463,559,083
Add: Premium on Units issued	193,637,425	182,558,587
Less: Premium on Units redeemed	145,516,095	139,660,264
Closing Balance	<u>2,575,264,423</u>	<u>2,506,457,406</u>
<b>General Reserve</b>		
Opening Balance	6,032,110,266	4,968,377,114
Add: Transfer from Revenue Account	525,514,426	537,531,686
Less: Transfer to Unit Premium Reserve	-	-
Closing Balance	<u>6,557,624,693</u>	<u>5,505,908,800</u>
<b>Unrealized Appreciation Account</b>		
Opening Balance	710,529,228	1,561,298,348
Add: Adjustment for Previous years unrealized appreciation reserve	-	-
Add/(Less): Transfer from/(to) Revenue Account	(9,367,142)	(398,495,349)
Closing Balance	<u>701,162,086</u>	<u>1,162,802,999</u>
<b>Total</b>	<u><u>9,834,051,202</u></u>	<u><u>9,175,169,205</u></u>
<b>Schedule 3</b>	<b>As at March 31, 2023</b>	<b>As at March 31, 2022</b>
	₹	₹
<b>Current Liabilities and Provisions</b>		
<b>Current Liabilities</b>		
Redemption Payable	4,675,741	3,576,618
Contract for Purchase of Investments	-	-
TDS Payable	54,833	59,908
Interest received in advance	-	-
Sundry Creditors for expenses	732,640	830,946
Provision for assets upgraded as performing assets	-	-
Interest received in advance	-	-
<b>Total</b>	<u><u>5,463,214</u></u>	<u><u>4,467,472</u></u>

Schedule 4	As at March 31, 2023	As at March 31, 2022
	₹	₹
<b>Investments (Long Term and Short Term)</b>		
Equity Shares	2,043,174,999	2,034,659,025
Preference Shares	-	-
Debentures and Bonds Listed/Awaiting Listing	4,309,847,538	4,236,710,720
Central and State Government Securities (including T-Bills)	7,509,318,073	7,063,484,489
AIF's/REITs/INVITs/ABS etc	-	-
Basel III Tier I bonds	-	-
Commercial Paper	-	-
Others - Mutual Fund Units	227,477,087	105,995,120
- Certificates of Deposit	-	-
Non Convertible Debentures classified as NPA	-	-
Less: Provision on Non performing investment	-	-
<b>Total</b>	<b>14,089,817,697</b>	<b>13,440,849,354</b>

Schedule 5	As at March 31, 2023	As at March 31, 2022
	₹	₹
<b>Deposits</b>		
Deposits with Scheduled Banks	-	-
<b>Total</b>	<b>-</b>	<b>-</b>

Schedule 6	As at March 31, 2023	As at March 31, 2022
	₹	₹
<b>Other Current Assets</b>		
Outstanding and accrued Income	282,708,379	257,640,175
Balance with Trustee Bank	24,211,279	4,861,199
Application Pending Allotment	-	-
Contract for sale of investments	412,876	-
Interest Receivable on Non-Performing Investments	4,711,134	-
Less: Provision for interest on Non-Performing Investment	(4,711,134)	-
Dividend Receivable	235,000	719,950
Brokerage receivable from LIC Pension Fund Ltd.	-	-
Sundry Debtors	-	-
Redemption receivable on Non performing Investment	21,140,074	23,918,128
Less: Provision for Non performing investment	(21,140,074)	(23,918,128)
<b>Total</b>	<b>307,567,534</b>	<b>263,221,324</b>

**NATIONAL PENSION SYSTEM TRUST**

**NPS TRUST - A/C LIC PENSION FUND LIMITED'S PENSION FUND SCHEME - CORP CG**

**HALF YEARLY (UNAUDITED) BALANCE SHEET AS AT MARCH 31, 2023**

	Schedules	As at March 31, 2023 ₹	As at March 31, 2022 ₹
<b>Liabilities</b>			
Unit Capital	1	11,713,035,187	9,800,008,759
Reserves and Surplus	2	17,648,263,574	13,713,840,576
Current Liabilities and Provisions	3	161,920,399	8,311,288
<b>Total</b>		<b>29,523,219,160</b>	<b>23,522,160,623</b>
<b>Assets</b>			
Investments	4	28,784,770,232	23,036,064,834
Deposits	5	-	-
Other Current Assets	6	738,448,928	486,095,789
<b>Total</b>		<b>29,523,219,160</b>	<b>23,522,160,623</b>
(a) Net assets as per Balance Sheet		29,361,298,761	23,513,849,335
(b) Number of Units outstanding		1,171,303,519	980,000,876

For LIC Pension Fund Ltd

  
MD & CEO

Date:

Place: Mumbai





**NATIONAL PENSION SYSTEM TRUST**

**NPS TRUST - A/C LIC PENSION FUND LIMITED'S PENSION FUND SCHEME - CORP CG**

**HALF YEARLY (UNAUDITED) REVENUE ACCOUNT FOR THE YEAR ENDED MARCH 31, 2023**

Particulars	Year ended March 31, 2023 ₹	Year ended March 31, 2022 ₹
<b>Income</b>		
Dividend	15,009,891	12,625,513
Interest	843,828,868	648,880,224
Profit on sale/redemption of investments	143,116,693	151,036,369
Profit on inter-scheme transfer/sale of investments	-	-
Unrealized gain on appreciation in investments	25,745,024	-
Other Income	2	1
<b>Total</b>	<b>1,027,700,478</b>	<b>812,542,107</b>
<b>Expenses and Losses</b>		
Unrealized losses in value of investments	-	611,804,403
Loss on sale/redemption of investments	8,780,674	444,908
Loss on inter-scheme transfer/sale of investments	-	-
Management fees	7,412,401	6,392,056
NPS Trust fees	687,077	551,720
Custodian fees	-	78,078
Stamp Duty	-	-
CRA Fees	126,088	2,045,674
Less: Amount recoverable on sale of units on account of CRA Charges	(126,088)	(2,045,674)
Depository and settlement charges	102,854	119,260
Provision for Non-performing assets	(2,865,579)	-
Other Expenses	-	-
<b>Total</b>	<b>14,117,427</b>	<b>619,390,426</b>
Surplus/(Deficit) for the year	1,013,583,051	193,151,681
Less: Amount transferred to Unrealized appreciation account	25,745,024	(611,804,403)
Less: Amount transferred to General Reserve	987,838,027	804,956,084
Amount carried forward to Balance Sheet	-	-

For LIC Pension Fund Ltd

*Rajiv M*

MD & CEO

*[Signature]*

Date:

Place: Mumbai



**NATIONAL PENSION SYSTEM TRUST**

**NPS TRUST - A/C LIC PENSION FUND LIMITED'S PENSION FUND SCHEME - CORP CG**

**NOTES ANNEXED TO AND FORMING PART OF THE BALANCE SHEET AS AT MARCH 31, 2023**

Schedule 1	As at March 31, 2023	As at March 31, 2022
	₹	₹
<b>Unit Capital</b>		
<b>Initial Capital*</b>		
Outstanding at the beginning of the year	10,647,909,232	8,789,796,960
Add :Units issued during the year	1,196,969,443	1,124,036,529
Less: Units redeemed during the year	131,843,488	113,824,730
Outstanding at the end of the year	<u>11,713,035,187</u>	<u>9,800,008,759</u>
(Face Value of Rs.10/- each unit, fully paid up)		
Outstanding units at the beginning of the year	1,064,790,923	878,979,696
Add :Units issued during the year	119,696,944	112,403,653
Less: Units redeemed during the year	13,184,349	11,382,473
Outstanding Units at the end of the year	<u>1,171,303,519</u>	<u>980,000,876</u>

Schedule 2	As at March 31, 2023	As at March 31, 2022
	₹	₹
<b>Reserves and Surplus</b>		
<b>Unit Premium Reserve</b>		
Opening Balance	3,345,991,144	784,048,602
Add: Premium on Units issued	1,760,970,251	1,556,717,132
Less: Premium on Units redeemed	193,601,322	157,467,088
Closing Balance	<u>4,913,360,073</u>	<u>2,183,298,646</u>
<b>General Reserve</b>		
Opening Balance	11,127,122,734	9,459,274,083
Add: Transfer from Revenue Account	987,838,027	804,956,084
Less: Transfer to Unit Premium Reserve	-	-
Closing Balance	<u>12,114,960,761</u>	<u>10,264,230,167</u>
<b>Unrealized Appreciation Account</b>		
Opening Balance	594,197,716	1,878,116,166
Add: Adjustment for Previous years unrealized appreciation reserve	-	-
Add/(Less): Transfer from/(to) Revenue Account	25,745,024	(611,804,403)
Closing Balance	<u>619,942,740</u>	<u>1,266,311,763</u>
<b>Total</b>	<u><u>17,648,263,574</u></u>	<u><u>13,713,840,576</u></u>

Schedule 3	As at March 31, 2023	As at March 31, 2022
	₹	₹
<b>Current Liabilities and Provisions</b>		
<b>Current Liabilities</b>		
Redemption Payable	6,652,346	6,803,118
Contract for Purchase of Investments	153,691,000	-
TDS Payable	110,162	101,764
Sundry Creditors for expenses	1,466,891	1,406,406
Provision for assets upgraded as performing assets	-	-
Interest received in advance	-	-
<b>Total</b>	<u><u>161,920,399</u></u>	<u><u>8,311,288</u></u>

Schedule 4	As at March 31, 2023	As at March 31, 2022
	₹	₹
<b>Investments (Long Term and Short Term)</b>		
Equity Shares	3,856,777,847	3,388,180,558
Preference Shares	-	-
Debentures and Bonds Listed/Awaiting Listing	8,861,489,463	7,395,263,481
Central and State Government Securities (including T-Bills)	15,127,930,453	11,596,525,760
Commercial Paper	-	-
AIF's/REITs/INVITs/ABS etc	-	-
Basel III Tier I bonds	-	-
Others - Mutual Fund Units	938,572,469	656,095,035
- Certificates of Deposit	-	-
Non Convertible Debentures classified as Non performing investment	-	40,095,000
Less: Provision on Non performing investment	-	(40,095,000)
<b>Total</b>	<b>28,784,770,232</b>	<b>23,036,064,834</b>

Schedule 5	As at March 31, 2023	As at March 31, 2022
	₹	₹
<b>Deposits</b>		
Deposits with Scheduled Banks	-	-
<b>Total</b>	<b>0</b>	<b>0</b>

Schedule 6	As at March 31, 2023	As at March 31, 2022
	₹	₹
<b>Other Current Assets</b>		
Outstanding and accrued Income	565,299,287	421,978,331
Balance with Trustee Bank	27,532,540	63,094,908
Application Pending Allotment	-	-
Contract for sale of investments	145,252,102	-
Interest Receivable on Non-Performing Investments	3,513,069	3,513,069
Less: Provision for interest on Non-Performing Investment	(3,513,069)	(3,513,069)
Dividend Receivable	365,000	1,022,550
Brokerage receivable from LIC Pension Fund Ltd.	-	-
Margin Money	-	-
Redemption receivable on Non performing Investment	47,229,421	10,000,000
Less: Provision for Non performing investment	(47,229,421)	(10,000,000)
<b>Total</b>	<b>738,448,928</b>	<b>486,095,789</b>

**NATIONAL PENSION SYSTEM TRUST**

**NPS TRUST - A/C LIC PENSION FUND LIMITED'S PENSION FUND SCHEME - ATAL PENSION YOJANA**

**HALF YEARLY (UNAUDITED) BALANCE SHEET AS AT MARCH 31, 2023**

	Schedules	As at March 31, 2023 ₹	As at March 31, 2022 ₹
<b>Liabilities</b>			
Unit Capital	1	46,049,617,207	37,270,195,406
Reserves and Surplus	2	43,120,642,198	31,892,098,859
Current Liabilities and Provisions	3	36,220,328	69,179,953
<b>Total</b>		<b>89,206,479,733</b>	<b>69,231,474,218</b>
<b>Assets</b>			
Investments	4	87,481,540,597	67,848,301,272
Deposits	5	-	-
Other Current Assets	6	1,724,939,136	1,383,172,946
<b>Total</b>		<b>89,206,479,733</b>	<b>69,231,474,218</b>
(a) Net assets as per Balance Sheet		89,170,259,405	69,162,294,265
(b) Number of Units outstanding		4,604,961,721	3,727,019,541

For LIC Pension Fund Ltd



MD & CEO

Date:

Place: Mumbai



**NATIONAL PENSION SYSTEM TRUST**

**NPS TRUST - A/C LIC PENSION FUND LIMITED'S PENSION FUND SCHEME - ATAL PENSION YOJANA**

**HALF YEARLY (UNAUDITED) REVENUE ACCOUNT FOR THE YEAR ENDED MARCH 31, 2023**

Particulars	Year ended March 31, 2023 ₹	Year ended March 31, 2022 ₹
<b>Income</b>		
Dividend	53,513,627	49,255,387
Interest	2,514,172,690	1,903,810,316
Profit on sale/redemption of investments	260,363,076	191,943,606
Profit on inter-scheme transfer/sale of investments	-	-
Unrealized gain on appreciation in investments	284,437,979	(1,537,795,322)
Other Income	-	-
<b>Total</b>	<b>3,112,487,371</b>	<b>607,213,987</b>
<b>Expenses and Losses</b>		
Unrealized losses in value of investments	-	-
Loss on sale/redemption of investments	19,322,391	6,763,540
Loss on inter-scheme transfer/sale of investments	-	-
Management fees	22,508,036	18,851,538
NPS Trust fees	2,086,447	1,627,119
Custodian fees	-	356,716
Stamp Duty	-	-
CRA Fees	347,592,904	265,016,248
Less: Amount recoverable on sale of units on account of CRA Charg	(347,592,904)	(265,016,248)
Depository and settlement charges	345,040	362,896
Provision for Non-Performing assets	(2,770,579)	-
Other Expenses	-	-
<b>Total</b>	<b>41,491,336</b>	<b>27,961,810</b>
<b>Surplus/(Deficit) for the year</b>	<b>3,070,996,035</b>	<b>579,252,178</b>
Less: Amount transferred to Unrealized appreciation account	284,437,979	(1,537,795,322)
Less: Amount transferred to General Reserve	2,786,558,056	2,117,047,499
Amount carried forward to Balance Sheet	-	-

For LIC Pension Fund Ltd



MD & CEO

Date:

Place: Mumbai



**NATIONAL PENSION SYSTEM TRUST**

**NPS TRUST - A/C LIC PENSION FUND LIMITED'S PENSION FUND SCHEME - ATAL PENSION YOJANA**

**NOTES ANNEXED TO AND FORMING PART OF THE BALANCE SHEET AS AT MARCH 31, 2022**

Schedule 1	As at March 31, 2023	As at March 31, 2022
	₹	₹
<b>Unit Capital</b>		
<b>Initial Capital*</b>		
Outstanding at the beginning of the year	41,465,011,663	33,488,411,275
Add :Units issued during the year	5,580,982,153	4,596,228,904
Less: Units redeemed during the year	996,376,609	814,444,773
Outstanding at the end of the year	<u>46,049,617,207</u>	<u>37,270,195,406</u>
 (Face Value of Rs.10/- each unit, fully paid up)		
Outstanding units at the beginning of the year	4,146,501,166	3,348,841,128
Add :Units issued during the year	558,098,215	459,622,890
Less: Units redeemed during the year	99,637,661	81,444,477
Outstanding Units at the end of the year	<u>4,604,961,721</u>	<u>3,727,019,541</u>
 <b>Schedule 2</b>	<b>As at March 31, 2023</b>	<b>As at March 31, 2022</b>
	₹	₹
<b>Reserves and Surplus</b>		
<b>Unit Premium Reserve</b>		
Opening Balance	21,316,459,346	14,620,363,488
Add: Premium on Units issued	5,066,153,460	3,882,624,064
Less: Premium on Units redeemed	906,198,284	687,751,965
Closing Balance	<u>25,476,414,522</u>	<u>17,815,235,587</u>
<b>General Reserve</b>		
Opening Balance	13,184,413,002	8,701,591,745
Add: Transfer from Revenue Account	2,786,558,056	2,117,047,499
Less: Transfer to Unit Premium Reserve	-	-
Closing Balance	<u>15,970,971,059</u>	<u>10,818,639,244</u>
<b>Unrealized Appreciation Account</b>		
Opening Balance	1,388,818,638	4,796,019,350
Add: Adjustment for Previous years unrealized appreciation reserve	-	-
Add/(Less): Transfer from/(to) Revenue Account	284,437,979	(1,537,795,322)
Closing Balance	<u>1,673,256,617</u>	<u>3,258,224,028</u>
<b>Total</b>	<u>43,120,642,198</u>	<u>31,892,098,859</u>
 <b>Schedule 3</b>	<b>As at March 31, 2023</b>	<b>As at March 31, 2022</b>
	₹	₹
<b>Current Liabilities and Provisions</b>		
<b>Current Liabilities</b>		
Redemption Payable	31,391,703	64,708,338
Contract for Purchase of Investments	-	-
TDS Payable	337,046	301,018
Sundry Creditors for expenses	4,491,579	4,170,597
Provision for assets upgraded as performing assets	-	-
Interest received in advance	-	-
<b>Total</b>	<u>36,220,328</u>	<u>69,179,953</u>

Schedule 4	As at March 31, 2023	As at March 31, 2022
	₹	₹
<b>Investments (Long Term and Short Term)</b>		
Equity Shares	12,342,270,702	9,865,897,776
Preference Shares	-	-
Debentures and Bonds Listed/Awaiting Listing	26,549,294,746	21,497,968,913
Central and State Government Securities (including T-Bills)	46,848,289,499	34,668,914,462
Commercial Paper	-	-
AIF's/REITs/INVITs/ABS etc	-	-
Basel III Tier I bonds	-	-
Others - Mutual Fund Units	1,741,685,650	1,815,520,121
- Certificates of Deposit	-	-
Non Convertible Debentures classified as NPA	-	30,000,000
Less: Provision on Non performing investment	-	(30,000,000)
<b>Total</b>	<b>87,481,540,597</b>	<b>67,848,301,272</b>

Schedule 5	As at March 31, 2023	As at March 31, 2022
	₹	₹
<b>Deposits</b>		
Deposits with Scheduled Banks	-	-
<b>Total</b>	<b>-</b>	<b>-</b>

Schedule 6	As at March 31, 2023	As at March 31, 2022
	₹	₹
<b>Other Current Assets</b>		
Outstanding and accrued Income	1,676,925,097	1,229,554,466
Balance with Trustee Bank	43,545,574	149,612,527
Application Pending Allotment	-	-
Contract for sale of investments	3,303,465	-
Interest Receivable on Non-Performing Investments	2,503,069	2,503,069
Less: Provision for interest on Non-Performing Investment	(2,503,069)	(2,503,069)
Dividend Receivable	1,165,000	4,005,953
Brokerage receivable from LIC Pension Fund Ltd.	-	-
Margin Money	-	-
Redemption receivable on Non performing Investment	37,229,421	10,000,000
Less: Provision for Non performing investment	(37,229,421)	(10,000,000)
<b>Total</b>	<b>1,724,939,136</b>	<b>1,383,172,946</b>


**NATIONAL PENSION SYSTEM TRUST**

**NPS TRUST - A/C LIC PENSION FUND LIMITED'S PENSION FUND SCHEME - A TIER I**

**HALF YEARLY (UNAUDITED) BALANCE SHEET AS AT MARCH 31, 2023**

	Schedules	As at March 31, 2023 ₹	As at March 31, 2022 ₹
<b>Liabilities</b>			
Unit Capital	1	79,686,200	49,631,521
Reserves and Surplus	2	47,296,624	25,144,638
Current Liabilities and Provisions	3	151,691	94,200
<b>Total</b>		<b>127,134,515</b>	<b>74,870,359</b>
<b>Assets</b>			
Investments	4	123,745,222	71,465,694
Deposits	5	-	-
Other Current Assets	6	3,389,293	3,404,665
<b>Total</b>		<b>127,134,515</b>	<b>74,870,359</b>
(a) Net assets as per Balance Sheet		126,982,824	74,776,159
(b) Number of Units outstanding		7,968,620	4,963,152

For LIC Pension Fund Ltd

  
MD & CEO

Date:  
Place: Mumbai





**NATIONAL PENSION SYSTEM TRUST**

**NPS TRUST - A/C LIC PENSION FUND LIMITED'S PENSION FUND SCHEME - A TIER I**

**HALF YEARLY (UNAUDITED) REVENUE ACCOUNT FOR THE YEAR ENDED MARCH 31, 2023**

Particulars	Year ended March 31, 2023 ₹	Year ended March 31, 2022 ₹
<b>Income</b>		
Dividend	492,000	-
Interest	3,241,377	1,984,413
Profit on sale/redemption of investments	621,507	81,427
Profit on inter-scheme transfer/sale of investments	-	-
Unrealized gain on appreciation in investments	-	-
Other Income	1	-
<b>Total</b>	<b>4,354,885</b>	<b>2,065,841</b>
<b>Expenses and Losses</b>		
Unrealized losses in value of investments	1,859,452	239,261
Loss on sale/redemption of investments	-	-
Loss on inter-scheme transfer/sale of investments	-	-
Management fees	29,397	17,999
NPS Trust fees	2,726	1,555
Custodian fees	-	442
Stamp Duty	-	-
CRA Fees	69,149	49,075
Less: Amount recoverable on sale of units on account of CRA Charges	(69,149)	(49,075)
Depository and settlement charges	595	241
Other Expenses	-	-
<b>Total</b>	<b>1,892,170</b>	<b>259,497</b>
Surplus/(Deficit) for the year	2,462,715	1,806,343
Less: Amount transferred to Unrealized appreciation account	(1,859,452)	(239,261)
Less: Amount transferred to General Reserve	4,322,167	2,045,604
Amount carried forward to Balance Sheet	-	-

For LIC Pension Fund Ltd



MD & CEO

Date:

Place: Mumbai



**NATIONAL PENSION SYSTEM TRUST**

**NPS TRUST - A/C LIC PENSION FUND LIMITED'S PENSION FUND SCHEME - A TIER I**

**NOTES ANNEXED TO AND FORMING PART OF THE BALANCE SHEET AS AT MARCH 31, 2023**

Schedule 1	As at March 31, 2023 ₹	As at March 31, 2022 ₹
<b>Unit Capital</b>		
<b>Initial Capital*</b>		
Outstanding at the beginning of the year	61,269,314	37,552,749
Add :Units issued during the year	23,091,872	15,097,330
Less: Units redeemed during the year	4,674,986	3,018,558
Outstanding at the end of the year	<u>79,686,200</u>	<u>49,631,521</u>
(Face Value of Rs.10/- each unit, fully paid up)		
Outstanding units at the beginning of the year	6,126,931	3,755,275
Add :Units issued during the year	2,309,187	1,509,733
Less: Units redeemed during the year	467,499	301,856
Outstanding Units at the end of the year	<u>7,968,620</u>	<u>4,963,152</u>
Schedule 2	As at March 31, 2023 ₹	As at March 31, 2021 ₹
<b>Reserves and Surplus</b>		
<b>Unit Premium Reserve</b>		
Opening Balance	23,287,379	11,233,320
Add: Premium on Units issued	13,384,517	7,405,112
Less: Premium on Units redeemed	2,705,595	1,465,939
Closing Balance	<u>33,966,301</u>	<u>17,172,493</u>
<b>General Reserve</b>		
Opening Balance	10,582,301	5,418,277
Add: Transfer from Revenue Account	4,322,167	2,045,604
Less: Transfer to Unit Premium Reserve	-	-
Closing Balance	<u>14,904,468</u>	<u>7,463,882</u>
<b>Unrealized Appreciation Account</b>		
Opening Balance	285,307	747,524
Add: Adjustment for Previous years unrealized appreciation reserve	-	-
Add/(Less): Transfer from/(to) Revenue Account	(1,859,452)	(239,261)
Closing Balance	<u>(1,574,145)</u>	<u>508,263</u>
<b>Total</b>	<u>47,296,624</u>	<u>25,144,638</u>
Schedule 3	As at March 31, 2023 ₹	As at March 31, 2022 ₹
<b>Current Liabilities and Provisions</b>		
<b>Current Liabilities</b>		
Redemption Payable	145,024	89,759
TDS Payable	470	310
Sundry Creditors for expenses	6,197	4,131
<b>Total</b>	<u>151,691</u>	<u>94,200</u>

Schedule 4	As at March 31, 2023 ₹	As at March 31, 2022 ₹
<b>Investments (Long Term and Short Term)</b>		
Equity Shares	-	5,356,000
Preference Shares	-	-
Debentures and Bonds Listed/Awaiting Listing	-	-
Central and State Government Securities (including T-Bills)	-	-
AIF's/REITs/INVITs/ABS etc	12,497,040	-
Basel III Tier I bonds	101,810,877	54,525,029
Commercial Paper	-	-
Others - Mutual Fund Units	9,437,305	11,584,665
- Certificates of Deposit	-	-
<b>Total</b>	<b>123,745,222</b>	<b>71,465,694</b>

Schedule 5	As at March 31, 2023 ₹	As at March 31, 2022 ₹
<b>Deposits</b>		
Deposits with Scheduled Banks	-	-
<b>Total</b>	<b>-</b>	<b>-</b>

Schedule 6	As at March 31, 2023 ₹	As at March 31, 2022 ₹
<b>Other Current Assets</b>		
Outstanding and accrued Income	3,389,292	2,075,375
Balance with Trustee Bank	1	1,329,290
Dividend Receivable	-	-
Interest Receivable on Non-Performing Investments	-	-
Less: Provision for interest on Non-Performing Investment	-	-
Contract for sale of investments	-	-
Brokerage receivable from LIC Pension Fund Ltd.	-	-
Sundry Debtors	-	-
Redemption receivable on Non performing Investment	-	-
Less: Provision for Non performing investment	-	-
<b>Total</b>	<b>3,389,293</b>	<b>3,404,665</b>

**NATIONAL PENSION SYSTEM TRUST**

**NPS TRUST - A/C LIC PENSION FUND LIMITED'S PENSION FUND SCHEME - TAX SAVER TIER II**

**HALF YEARLY (UNAUDITED) BALANCE SHEET AS AT MARCH 31, 2023**

	Schedules	As at March 31, 2023 ₹	As at March 31, 2022 ₹
<b>Liabilities</b>			
Unit Capital	1	12,260,572	7,107,279
Reserves and Surplus	2	2,009,296	667,786
Current Liabilities and Provisions	3	771	1,392
<b>Total</b>		<b>14,270,639</b>	<b>7,776,457</b>
<b>Assets</b>			
Investments	4	14,070,971	7,637,592
Deposits	5	-	-
Other Current Assets	6	199,668	138,865
<b>Total</b>		<b>14,270,639</b>	<b>7,776,457</b>
(a) Net assets as per Balance Sheet		14,269,868	7,775,065
(b) Number of Units outstanding		1,226,057	710,728

For LIC Pension Fund Ltd

*[Signature]*

MD & CEO

*[Signature]*

Date:

Place: Mumbai




**NATIONAL PENSION SYSTEM TRUST**

**NPS TRUST - A/C LIC PENSION FUND LIMITED'S PENSION FUND SCHEME - TAX SAVER TIER II**

**HALF YEARLY (UNAUDITED) REVENUE ACCOUNT FOR THE YEAR ENDED MARCH 31, 2023**

Particulars	Year ended March 31. 2023 ₹	Year ended March 31. 2022 ₹
<b>Income</b>		
Dividend	2,558	3,458
Interest	188,827	62,759
Profit on sale/redemption of investments	206,230	96,661
Profit on inter-scheme transfer/sale of investments	-	-
Unrealized gain on appreciation in investments	-	(40,097)
Other Income	-	-
<b>Total</b>	<b>397,615</b>	<b>122,781</b>
<b>Expenses and Losses</b>		
Unrealized losses in value of investments	6,721	-
Loss on sale/redemption of investments	-	307
Loss on inter-scheme transfer/sale of investments	-	0
Management fees	3,168	1,422
NPS Trust fees	294	124
Custodian fees	-	-
Stamp Duty	-	-
CRA Fees	-	-
Less: Amount recoverable on sale of units on account of CRA Charges	-	-
Depository and settlement charges	177	985
Other Expenses	-	-
<b>Total</b>	<b>10,360</b>	<b>2,838</b>
Surplus/(Deficit) for the year	387,255	119,943
Less: Amount transferred to Unrealized appreciation account	(6,721)	(40,097)
Less: Amount transferred to General Reserve	393,976	160,040
Amount carried forward to Balance Sheet	-	-

For LIC Pension Fund Ltd



MD & CEO

Date:

Place: Mumbai



050

**NATIONAL PENSION SYSTEM TRUST**

**NPS TRUST - A/C LIC PENSION FUND LIMITED'S PENSION FUND SCHEME - TAX SAVER TIER II**

**NOTES ANNEXED TO AND FORMING PART OF THE BALANCE SHEET AS AT MARCH 31, 2023**

Schedule 1	As at March 31, 2023 ₹	As at March 31, 2022 ₹
<b>Unit Capital</b>		
<b>Initial Capital*</b>		
Outstanding at the beginning of the year	8,598,497	3,066,415
Add :Units issued during the year	3,662,075	4,040,864
Less: Units redeemed during the year	-	-
Outstanding at the end of the year	<u>12,260,572</u>	<u>7,107,279</u>
(Face Value of Rs.10/- each unit, fully paid up)		
Outstanding units at the beginning of the year	859,850	306,642
Add :Units issued during the year	366,208	404,086
Less: Units redeemed during the year	-	-
Outstanding Units at the end of the year	<u>1,226,057</u>	<u>710,728</u>
<b>Schedule 2</b>	<b>As at March 31, 2023 ₹</b>	<b>As at March 31, 2022 ₹</b>
<b>Reserves and Surplus</b>		
<b>Unit Premium Reserve</b>		
Opening Balance	542,797	69,468
Add: Premium on Units issued	556,185	323,244
Less: Premium on Units redeemed	0	0
Closing Balance	<u>1,098,982</u>	<u>392,712</u>
<b>General Reserve</b>		
Opening Balance	513,719	106,471
Add: Transfer from Revenue Account	393,976	160,040
Less: Transfer to Unit Premium Reserve	-	-
Closing Balance	<u>907,696</u>	<u>266,511</u>
<b>Unrealized Appreciation Account</b>		
Opening Balance	9,339	48,660
Add: Adjustment for Previous years unrealized appreciation reserve	-	-
Add/(Less): Transfer from/(to) Revenue Account	(6,721)	(40,097)
Closing Balance	<u>2,618</u>	<u>8,563</u>
<b>Total</b>	<u><u>2,009,296</u></u>	<u><u>667,786</u></u>
<b>Schedule 3</b>	<b>As at March 31, 2023 ₹</b>	<b>As at March 31, 2022 ₹</b>
<b>Current Liabilities and Provisions</b>		
<b>Current Liabilities</b>		
TDS Payable	53	83
Sundry Creditors for expenses	718	1,309
<b>Total</b>	<u><u>771</u></u>	<u><u>1,392</u></u>

**051**

Schedule 4	As at March 31, 2023 ₹	As at March 31, 2022 ₹
Investments (Long Term and Short Term)		
Equity Shares	1,553,630	1,024,583
Preference Shares	-	-
Debentures and Bonds Listed/Awaiting Listing	334,797	-
Central and State Government Securities (including T-Bills)	8,394,128	1,870,780
AIF's/REITs/INVITs/ABS etc	-	-
Basel III Tier I bonds	-	323,304
Commercial Paper	-	-
Others - Mutual Fund Units	3,788,416	4,418,925
- Certificates of Deposit	-	-
Total	14,070,971	7,637,592

Schedule 5	As at March 31, 2023 ₹	As at March 31, 2022 ₹
Deposits		
Deposits with Scheduled Banks	-	-
Total	-	-

Schedule 6	As at March 31, 2023 ₹	As at March 31, 2022 ₹
Other Current Assets		
Outstanding and accrued Income	180,015	30,028
Balance with Trustee Bank	19,153	107,232
Dividend Receivable	500	1,605
Interest Receivable on Non-Performing Investments	-	-
Less: Provision for interest on Non-Performing Investment	-	-
Contract for sale of investments	-	-
Brokerage receivable from LIC Pension Fund Ltd.	-	-
Sundry Debtors	-	-
Redemption receivable on Non performing Investment	-	-
Less: Provision for Non performing investment	-	-
Total	199,668	138,865

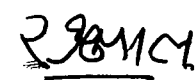
**NATIONAL PENSION SYSTEM TRUST**

**NPS TRUST - A/C LIC PENSION FUND LIMITED'S PENSION FUND SCHEME - APY FUND SCHEME**

**HALF YEARLY (UNAUDITED) BALANCE SHEET AS AT March 31, 2023**

	Schedules	As at March 31, 2023 ₹	As at March 31, 2022 ₹
<b>Liabilities</b>			
Unit Capital	1	1,827,000,000	-
Reserves and Surplus	2	2,659,249	-
Current Liabilities and Provisions	3	23,972	-
<b>Total</b>		<b>1,829,683,221</b>	<b>-</b>
<b>Assets</b>			
Investments	4	1,328,857,194	-
Deposits	5	500,000,000	-
Other Current Assets	6	826,027	-
<b>Total</b>		<b>1,829,683,221</b>	<b>-</b>
(a) Net assets as per Balance Sheet		1,829,659,249	-
(b) Number of Units outstanding		182,700,000	-

For LIC Pension Fund Ltd

  
MD & CEO  
Date:  
Place: Mumbai



053




**NATIONAL PENSION SYSTEM TRUST**

**NPS TRUST - A/C LIC PENSION FUND LIMITED'S PENSION FUND SCHEME - APY FUND SCHEME**

**HALF YEARLY (UNAUDITED) REVENUE ACCOUNT FOR THE YEAR ENDED March 31, 2023**

Particulars	Year ended March 31. 2023 ₹	Year ended March 31. 2022 ₹
<b>Income</b>		
Dividend	-	-
Interest	826,027	-
Profit on sale/redemption of investments	-	-
Profit on inter-scheme transfer/sale of investments	-	-
Unrealized gain on appreciation in investments	1,857,194	-
Other Income	-	-
<b>Total</b>	<b>2,683,221</b>	<b>-</b>
<b>Expenses and Losses</b>		
Unrealized losses in value of investments	-	-
Loss on sale/redemption of investments	-	-
Loss on inter-scheme transfer/sale of investments	-	-
Management fees	23,972	-
NPS Trust fees	-	-
Custodian fees	-	-
Stamp Duty	-	-
CRA Fees	-	-
Less: Amount recoverable on sale of units on account of CRA Charges	-	-
Depository and settlement charges	-	-
Provision for Non-Performing assets	-	-
Other Expenses	-	-
<b>Total</b>	<b>23,972</b>	<b>-</b>
<b>Surplus/(Deficit) for the year</b>	<b>2,659,249</b>	<b>-</b>
Less: Amount transferred to Unrealized appreciation account	1,857,194	-
Less: Amount transferred to General Reserve	802,055	-
Amount carried forward to Balance Sheet	-	-

For LIC Pension Fund Ltd

  
 MD & CEO  
 Date:  
 Place: Mumbai



**NATIONAL PENSION SYSTEM TRUST**

**NPS TRUST - A/C LIC PENSION FUND LIMITED'S PENSION FUND SCHEME - APY FUND SCHEME**

**NOTES ANNEXED TO AND FORMING PART OF THE BALANCE SHEET AS AT March 31, 2023**

Schedule 1	As at March 31, 2023 ₹	As at March 31, 2022 ₹
<b>Unit Capital</b>		
<b>Initial Capital*</b>		
Outstanding at the beginning of the year	-	-
Add :Units issued during the year	1,827,000,000	-
Less: Units redeemed during the year	-	-
Outstanding at the end of the year	<u>1,827,000,000</u>	<u>-</u>
(Face Value of Rs.10/- each unit, fully paid up)		
Outstanding units at the beginning of the year	-	-
Add :Units issued during the year	182,700,000	-
Less: Units redeemed during the year	-	-
Outstanding Units at the end of the year	<u>182,700,000</u>	<u>-</u>
<b>Schedule 2</b>	<b>As at March 31, 2023 ₹</b>	<b>As at March 31, 2022 ₹</b>
<b>Reserves and Surplus</b>		
<b>Unit Premium Reserve</b>		
Opening Balance	-	-
Add: Premium on Units issued	-	-
Less: Premium on Units redeemed	-	-
Closing Balance	<u>-</u>	<u>-</u>
<b>General Reserve</b>		
Opening Balance	-	-
Add: Transfer from Revenue Account	802,055	-
Less: Transfer to Unit Premium Reserve	-	-
Closing Balance	<u>802,055</u>	<u>-</u>
<b>Unrealized Appreciation Account</b>		
Opening Balance	-	-
Add: Adjustment for Previous years unrealized appreciation reserve	-	-
Add/(Less): Transfer from/(to) Revenue Account	1,857,194	-
Closing Balance	<u>1,857,194</u>	<u>-</u>
<b>Total</b>	<u><u>2,659,249</u></u>	<u><u>-</u></u>
<b>Schedule 3</b>	<b>As at March 31, 2023 ₹</b>	<b>As at March 31, 2022 ₹</b>
<b>Current Liabilities and Provisions</b>		
<b>Current Liabilities</b>		
Redemption Payable	-	-
Contract for Purchase of Investments	-	-
TDS Payable	2,031	-
Sundry Creditors for expenses	21,941	-
Provision for assets upgraded as performing assets	-	-
Interest received in advance	-	-
<b>Total</b>	<u><u>23,972</u></u>	<u><u>-</u></u>

055

**NATIONAL PENSION SYSTEM TRUST**

**NPS TRUST - A/C LIC PENSION FUND LIMITED'S PENSION FUND SCHEME - APY FUND SCHEME**

**NOTES ANNEXED TO AND FORMING PART OF THE BALANCE SHEET AS AT March 31, 2023**

Schedule 4	As at March 31, 2023 ₹	As at March 31, 2022 ₹
<b>Investments (Long Term and Short Term)</b>		
Equity Shares	-	-
Preference Shares	-	-
Debentures and Bonds Listed/Awaiting Listing	-	-
Central and State Government Securities (including T-Bills)	-	-
Commercial Paper	-	-
AIF's/REITs/INVITs/ABS etc	-	-
Basel III Tier I bonds	-	-
Others - Mutual Fund Units	1,328,857,194	-
- Certificates of Deposit	-	-
Non Convertible Debentures classified as NPA	-	-
Less: Provision on Non performing investment	-	-
<b>Total</b>	<b>1,328,857,194</b>	<b>-</b>

Schedule 5	As at March 31, 2023 ₹	As at March 31, 2022 ₹
<b>Deposits</b>		
Deposits with Scheduled Banks	500,000,000	-
<b>Total</b>	<b>500,000,000</b>	<b>-</b>

Schedule 6	As at March 31, 2023 ₹	As at March 31, 2022 ₹
<b>Other Current Assets</b>		
Outstanding and accrued Income	826,027	-
Balance with Trustee Bank	-	-
Application Pending Allotment	-	-
Contract for sale of investments	-	-
Interest Receivable on Non-Performing Investments	-	-
Less: Provision for interest on Non-Performing Investment	-	-
Dividend Receivable	-	-
Brokerage receivable from LIC Pension Fund Ltd.	-	-
Margin Money	-	-
Redemption receivable on Non performing Investment	-	-
Less: Provision for Non performing investment	-	-
<b>Total</b>	<b>826,027</b>	<b>-</b>