

**LIC PENSION FUND LIMITED**

**HALF YEARLY**

**UN-AUDITED FINANCIAL  
STATEMENTS**

**OF**

**ALL THE SCHEMES**

**AS AT 30-SEPTEMBER-2024**

	<b>INDEX</b>	<b>Page Nos.</b>
1	<b><u>Financial Statements Scheme E Tier-I</u></b> i) Balance Sheet ii) Revenue Account iii) Notes to Financial Statements	1 2 3-4
2	<b><u>Financial Statements Scheme E Tier-II</u></b> i) Balance Sheet ii) Revenue Account iii) Notes to Financial Statements	5 6 7-8
3	<b><u>Financial Statements Scheme C Tier-I</u></b> i) Balance Sheet ii) Revenue Account iii) Notes to Financial Statements	9 10 11-12
4	<b><u>Financial Statements Scheme C Tier-II</u></b> i) Balance Sheet ii) Revenue Account iii) Notes to Financial Statements	13 14 15-16
5	<b><u>Financial Statements Scheme G Tier-I</u></b> i) Balance Sheet ii) Revenue Account iii) Notes to Financial Statements	17 18 19-20
6	<b><u>Financial Statements Scheme G Tier-II</u></b> i) Balance Sheet ii) Revenue Account iii) Notes to Financial Statements	21 22 23-24
7	<b><u>Financial Statements Scheme CG</u></b> i) Balance Sheet ii) Revenue Account iii) Notes to Financial Statements	25 26 27-28
8	<b><u>Financial Statements Scheme SG</u></b> i) Balance Sheet ii) Revenue Account iii) Notes to Financial Statements	29 30 31-32
9	<b><u>Financial Statements Scheme NPS LITE</u></b> i) Balance Sheet ii) Revenue Account iii) Notes to Financial Statements	33 34 35-36

10	<b><u>Financial Statements Scheme CORP CG</u></b> i) Balance Sheet ii) Revenue Account iii) Notes to Financial Statements	37 38 39-40
11	<b><u>Financial Statements Scheme APY</u></b> i) Balance Sheet ii) Revenue Account iii) Notes to Financial Statements	41 42 43-44
12	<b><u>Financial Statements Scheme A TIER I</u></b> i) Balance Sheet ii) Revenue Account iii) Notes to Financial Statements	45 46 47-48
13	<b><u>Financial Statements Scheme Tax Saver Tier-2</u></b> i) Balance Sheet ii) Revenue Account iii) Notes to Financial Statements	49 50 51-52
14	<b><u>Financial Statements Scheme APY FUND</u></b> i) Balance Sheet ii) Revenue Account iii) Notes to Financial Statements	53 54 55-56
15	<b><u>Financial Statements Scheme NPS TIER II COMPOSITE</u></b> i) Balance Sheet ii) Revenue Account iii) Notes to Financial Statements	57 58 59-60

**NATIONAL PENSION SYSTEM TRUST**

**NPS TRUST - A/C LIC PENSION FUND LIMITED'S PENSION FUND SCHEME - E TIER I**

**HALF YEARLY (UN AUDITED) BALANCE SHEET AS AT SEPTEMBER 30, 2024**

	Schedules	As at Sept 30, 2024 ₹	As at Sept 30, 2023 ₹
<b>Liabilities</b>			
Unit Capital	1	13,46,46,83,585	11,93,82,51,246
Reserves and Surplus	2	49,47,89,07,160	29,00,52,86,130
Current Liabilities and Provisions	3	10,90,03,816	3,69,22,323
Total		<u>63,05,25,94,561</u>	<u>40,98,04,59,699</u>
<b>Assets</b>			
Investments	4	63,00,83,41,543	40,64,40,14,796
Deposits	5	-	-
Other Current Assets	6	4,42,53,018	33,64,44,903
Total		<u>63,05,25,94,561</u>	<u>40,98,04,59,699</u>
(a) Net assets as per Balance Sheet		62,94,35,90,745	40,94,35,37,376
(b) Number of Units outstanding		1,34,64,68,358	1,19,38,25,125
(C) NAV Per Units		46.7472	34.2961

For LIC Pension Fund Ltd

  
MD & CEO

Date: 11.6 OCT 2024  
Place: Mumbai



**NATIONAL PENSION SYSTEM TRUST**

**NPS TRUST - A/C LIC PENSION FUND LIMITED'S PENSION FUND SCHEME - E TIER I**

**HALF YEARLY (UN AUDITED) REVENUE ACCOUNT FOR THE HALF YEAR ENDED SEPTEMBER 30, 2024**

Particulars	Half Year ended Sept 30, 2024 ₹	Half Year ended Sept 30, 2023 ₹
<b>Income</b>		
Dividend	49,81,31,638	36,70,87,654
Interest	-	-
Profit on sale/redemption of investments	1,67,88,86,059	48,40,37,316
Profit on inter-scheme transfer/sale of investments	-	-
Unrealized gain on appreciation in investments	6,93,68,04,415	4,34,02,98,144
Other Income	-	-
<b>Total</b>	<b>9,11,38,22,112</b>	<b>5,19,14,23,114</b>
<b>Expenses and Losses</b>		
Unrealized losses in value of investments	-	-
Loss on sale/redemption of investments	80,85,914	3,01,07,208
Loss on inter-scheme transfer/sale of investments	-	-
Management fees	1,39,38,746	97,57,375
NPS Trust fees	8,61,176	9,41,658
Custodian fees	-	-
Depository and settlement charges	1,10,306	91,843
Other Expenses	-	1
<b>Total</b>	<b>2,29,96,142</b>	<b>4,08,98,085</b>
Surplus/(Deficit) for the year	9,09,08,25,970	5,15,05,25,029
Less: Amount transferred to Unrealized appreciation account	6,93,68,04,415	4,34,02,98,144
Less: Amount transferred to General Reserve	2,15,40,21,555	81,02,26,885
Amount carried forward to Balance Sheet	-	-

For LIC Pension Fund Ltd

  
MD & CEO



Date: 16 OCT 2024  
Place: Mumbai

**NATIONAL PENSION SYSTEM TRUST**

**NPS TRUST - A/C LIC PENSION FUND LIMITED'S PENSION FUND SCHEME - E TIER I**

**NOTES ANNEXED TO AND FORMING PART OF THE BALANCE SHEET AS AT SEPT 30, 2024**

Schedule 1	As at SEPT 30, 2024 ₹	As at SEPT 30, 2023 ₹
<b>Unit Capital</b>		
<b>Initial Capital*</b>		
Outstanding at the beginning of the year	12,94,83,60,389	11,06,60,82,106
Add :Units issued during the year	1,74,32,79,304	1,48,44,66,877
Less: Units redeemed during the year	1,22,69,56,108	61,22,97,737
Outstanding at the end of the year	13,46,46,83,585	11,93,82,51,246
<b>(Face Value of Rs.10/- each unit, fully paid up)</b>		
Outstanding units at the beginning of the year	1,29,48,36,039	1,10,66,08,211
Add :Units issued during the year	17,43,27,930	14,84,46,688
Less: Units redeemed during the year	12,26,95,611	6,12,29,774
Outstanding Units at the end of the year	1,34,64,68,358	1,19,38,25,125
Schedule 2	As at SEPT 30, 2024 ₹	As at SEPT 30, 2023 ₹
<b>Reserves and Surplus</b>		
<b>Unit Premium Reserve</b>		
Opening Balance	18,36,83,90,545	13,70,24,92,946
Add: Premium on Units issued	5,76,37,76,944	3,34,21,09,277
Less: Premium on Units redeemed	4,07,23,71,086	1,39,32,25,125
Closing Balance	20,05,97,96,403	15,65,13,77,098
<b>General Reserve</b>		
Opening Balance	4,26,02,05,856	2,61,52,06,434
Add: Transfer from Revenue Account	2,15,40,21,555	81,02,26,885
Less: Transfer to Unit Premium Reserve	-	-
Closing Balance	6,41,42,27,411	3,42,54,33,319
<b>Unrealized Appreciation Account</b>		
Opening Balance	16,06,80,78,931	5,58,81,77,569
Add: Adjustment for Previous years unrealized appreciation reserve	-	-
(Less)/Add: Transfer (to)/from Revenue Account	6,93,68,04,415	4,34,02,98,144
Closing Balance	23,00,48,83,346	9,92,84,75,713
<b>Total</b>	<b>49,47,89,07,160</b>	<b>29,00,52,86,130</b>
Schedule 3	As at SEPT 30, 2024 ₹	As at SEPT 30, 2023 ₹
<b>Current Liabilities and Provisions</b>		
<b>Current Liabilities</b>		
Redemption Payable	10,62,94,799	3,49,45,713
Contract for Purchase of Investments	-	-
TDS Payable	-	-
Sundry Creditors for expenses	27,09,017	19,76,610
<b>Total</b>	<b>10,90,03,816</b>	<b>3,69,22,323</b>



**NATIONAL PENSION SYSTEM TRUST**

**NPS TRUST - A/C LIC PENSION FUND LIMITED'S PENSION FUND SCHEME - E TIER I**

**NOTES ANNEXED TO AND FORMING PART OF THE BALANCE SHEET AS AT SEPT 30, 2024**

Schedule 4	As at SEPT 30, 2024 ₹	As at SEPT 30, 2023 ₹
<b>Investments (Long Term and Short Term)</b>		
Equity Shares	61,95,10,41,343	40,16,23,82,684
Preference Shares	-	-
Debentures and Bonds Listed/Awaiting Listing	-	-
Central and State Government Securities (including T-Bills)	-	-
Commercial Paper	-	-
AIF's/REITs/INVITs/ABS etc	-	-
Basel III Tier I bonds	-	-
Others - Mutual Fund Units	1,05,73,00,200	48,16,32,112
- Certificates of Deposit	-	-
<b>Total</b>	<b>63,00,83,41,543</b>	<b>40,64,40,14,796</b>

Schedule 5	As at SEPT 30, 2024 ₹	As at SEPT 30, 2023 ₹
<b>Deposits</b>		
Deposits with Scheduled Banks	-	-
<b>Total</b>	<b>-</b>	<b>-</b>

Schedule 6	As at SEPT 30, 2024 ₹	As at SEPT 30, 2023 ₹
<b>Other Current Assets</b>		
Outstanding and accrued Income	-	-
Balance with Trustee Bank	4,32,56,826	30,23,07,379
Dividend Receivable	9,96,192	65,08,342
Application Pending Allotment	-	-
Contract for sale of investments	-	2,76,29,182
Margin Money	-	-
Brokerage receivable from LIC Pension Fund Ltd.	-	-
<b>Total</b>	<b>4,42,53,018</b>	<b>33,64,44,903</b>



**NATIONAL PENSION SYSTEM TRUST**

**NPS TRUST - A/C LIC PENSION FUND LIMITED'S PENSION FUND SCHEME - E TIER II**

**HALF YEARLY (UN AUDITED) BALANCE SHEET AS AT SEPTEMBER 30, 2024**

	Schedules	As at Sept. 30, 2024 ₹	As at Sept. 30, 2023 ₹
<b>Liabilities</b>			
Unit Capital	1	43,99,16,119	45,74,86,659
Reserves and Surplus	2	1,26,95,78,204	85,36,32,811
Current Liabilities and Provisions	3	38,38,745	73,32,514
<b>Total</b>		<b>1,71,33,33,068</b>	<b>1,31,84,51,984</b>
<b>Assets</b>			
Investments	4	1,71,11,85,547	1,30,72,04,176
Deposits	5	-	-
Other Current Assets	6	21,47,521	1,12,47,808
<b>Total</b>		<b>1,71,33,33,068</b>	<b>1,31,84,51,984</b>
(a) Net assets as per Balance Sheet		1,70,94,94,323	1,31,11,19,470
(b) Number of Units outstanding		4,39,91,612	4,57,48,666
(C) NAV Per Units		38.8596	28.6592

For LIC Pension Fund Ltd

  
MD & CEO



Date: 16 OCT 2024  
Place: Mumbai



**NATIONAL PENSION SYSTEM TRUST**

**NPS TRUST - A/C LIC PENSION FUND LIMITED'S PENSION FUND SCHEME - E TIER II**

**HALF YEARLY (UN AUDITED) REVENUE ACCOUNT FOR THE HALF YEAR ENDED SEPTEMBER 30, 2024**

Particulars	Half Year ended Sept 30, 2024 ₹	Half Year ended Sept 30, 2023 ₹
<b>Income</b>		
Dividend	1,40,22,408	1,17,96,852
Interest	-	-
Profit on sale/redemption of investments	9,09,56,490	1,91,22,058
Profit on inter-scheme transfer/sale of investments	-	-
Unrealized gain on appreciation in investments	15,15,17,960	13,55,89,874
Other Income	-	0
<b>Total</b>	<b>25,64,96,858</b>	<b>16,65,08,784</b>
<b>Expenses and Losses</b>		
Unrealized losses in value of investments	-	-
Loss on sale/redemption of investments	3,69,206	12,72,583
Loss on inter-scheme transfer/sale of investments	-	-
Management fees	3,89,397	3,20,088
NPS Trust fees	24,053	30,887
Custodian fees	-	-
Depository and settlement charges	3,893	3,251
Other Expenses	-	-
<b>Total</b>	<b>7,86,549</b>	<b>16,26,809</b>
<b>Surplus/(Deficit) for the year</b>	<b>25,57,10,309</b>	<b>16,48,81,975</b>
Less: Amount transferred to Unrealized appreciation account	15,15,17,960	13,55,89,874
Less: Amount transferred to General Reserve	10,41,92,349	2,92,92,101
Amount carried forward to Balance Sheet	-	-

For LIC Pension Fund Ltd

MD & CEO

Date: 16 OCT 2024  
Place: Mumbai



**NATIONAL PENSION SYSTEM TRUST**

**NPS TRUST - A/C LIC PENSION FUND LIMITED'S PENSION FUND SCHEME - E TIER II**

**NOTES ANNEXED TO AND FORMING PART OF THE BALANCE SHEET AS AT SEPTEMBER 30, 2024**

Schedule 1	As at Sept 30, 2024 ₹	As at Sept 30, 2023 ₹
<b>Unit Capital</b>		
<b>Initial Capital*</b>		
Outstanding at the beginning of the year	45,64,94,107	44,01,93,935
Add :Units issued during the year	7,72,91,232	8,16,96,486
Less: Units redeemed during the year	9,38,69,220	6,44,03,762
Outstanding at the end of the year	43,99,16,119	45,74,86,659
 (Face Value of Rs.10/- each unit, fully paid up)		
Outstanding units at the beginning of the year	4,56,49,411	4,40,19,394
Add :Units issued during the year	77,29,123	81,69,649
Less: Units redeemed during the year	93,86,922	64,40,376
Outstanding Units at the end of the year	4,39,91,612	4,57,48,666
 <b>Schedule 2</b>		
	As at Sept 30, 2024 ₹	As at Sept 30, 2023 ₹
<b>Reserves and Surplus</b>		
<b>Unit Premium Reserve</b>		
Opening Balance	38,92,59,550	36,55,60,383
Add: Premium on Units issued	19,72,01,513	14,12,76,250
Less: Premium on Units redeemed	23,98,81,500	11,21,62,947
Closing Balance	34,65,79,563	39,46,73,686
 <b>General Reserve</b>		
Opening Balance	18,60,81,581	11,65,69,429
Add: Transfer from Revenue Account	10,41,92,349	2,92,92,101
Less: Transfer to Unit Premium Reserve	-	-
Closing Balance	29,02,73,930	14,58,61,530
 <b>Unrealized Appreciation Account</b>		
Opening Balance	48,12,06,751	17,75,07,721
Add: Adjustment for Previous years unrealized appreciation reserve	-	-
Add/(Less): Transfer from/(to) Revenue Account	15,15,17,960	13,55,89,874
Closing Balance	63,27,24,711	31,30,97,595
<b>Total</b>	<b>1,26,95,78,204</b>	<b>85,36,32,811</b>
 <b>Schedule 3</b>		
	As at Sept 30, 2024 ₹	As at Sept 30, 2023 ₹
<b>Current Liabilities and Provisions</b>		
<b>Current Liabilities</b>		
Redemption Payable	37,63,837	72,69,103
Contract for Purchase of Investments	-	-
TDS Payable	-	-
Sundry Creditors for expenses	74,908	63,411
<b>Total</b>	<b>38,38,745</b>	<b>73,32,514</b>



Schedule 4	As at Sept 30, 2024 ₹	As at Sept 30, 2023 ₹
<b>Investments (Long Term and Short Term)</b>		
Equity Shares	1,69,03,33,808	1,28,44,34,458
Preference Shares	-	-
Debentures and Bonds Listed/Awaiting Listing	-	-
Central and State Government Securities (including T-Bills)	-	-
Commercial Paper	-	-
AIF's/REITs/INVITs/ABS etc	-	-
Basel III Tier I bonds	-	-
Others - Mutual Fund Units	2,08,51,739	2,27,69,718
- Certificates of Deposit	-	-
<b>Total</b>	<b>1,71,11,85,547</b>	<b>1,30,72,04,176</b>

Schedule 5	As at Sept 30, 2024 ₹	As at Sept 30, 2023 ₹
<b>Deposits</b>		
Deposits with Scheduled Banks	-	-
<b>Total</b>	<b>-</b>	<b>-</b>

Schedule 6	As at Sept 30, 2024 ₹	As at Sept 30, 2023 ₹
<b>Other Current Assets</b>		
Outstanding and accrued income	-	-
Balance with Trustee Bank	21,37,521	95,59,306
Dividend Receivable	10,000	87,500
Application Pending Allotment	-	-
Contract for sale of investments	-	16,01,002
Sundry Debtors	-	-
<b>Total</b>	<b>21,47,521</b>	<b>1,12,47,808</b>



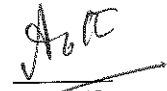
**NATIONAL PENSION SYSTEM TRUST**

**NPS TRUST - A/C LIC PENSION FUND LIMITED'S PENSION FUND SCHEME - C TIER I**

**HALF YEARLY (UN AUDITED) BALANCE SHEET AS AT SEPTEMBER 30, 2024**

	Schedules	As at Sept. 30, 2024 ₹	As at Sept. 30, 2023 ₹
<b>Liabilities</b>			
Unit Capital	1	12,15,73,01,512	9,83,36,59,155
Reserves and Surplus	2	19,89,44,57,439	13,98,99,43,023
Current Liabilities and Provisions	3	2,94,58,994	1,52,80,261
<b>Total</b>		<b>32,08,12,17,945</b>	<b>23,83,88,82,439</b>
<b>Assets</b>			
Investments	4	31,05,17,07,950	22,95,07,08,522
Deposits	5	-	-
Other Current Assets	6	1,02,95,09,995	88,81,73,917
<b>Total</b>		<b>32,08,12,17,945</b>	<b>23,83,88,82,439</b>
(a) Net assets as per Balance Sheet		32,05,17,58,951	23,82,36,02,178
(b) Number of Units outstanding		1,21,57,30,151	98,33,65,916
(c) NAV Per Units		26.3642	24.2266

For LIC Pension Fund Ltd

  
MD & CEO

Date: **16 OCT 2024**  
Place: Mumbai



**NATIONAL PENSION SYSTEM TRUST**

**NPS TRUST - A/C LIC PENSION FUND LIMITED'S PENSION FUND SCHEME - C TIER I**

**HALF YEARLY (UN AUDITED) REVENUE ACCOUNT FOR THE YEAR ENDED SEPTEMBER 30, 2024**

Particulars	Half Year ended Sept 30, 2024 ₹	Half Year ended Sept 30, 2023 ₹
<b>Income</b>		
Dividend	-	-
Interest	1,09,05,83,458	80,99,20,417
Profit on sale/redemption of investments	91,96,193	2,12,96,396
Profit on inter-scheme transfer/sale of investments	-	-
Unrealized gain on appreciation in investments	25,46,95,323	4,43,26,262
Other Income	-	-
<b>Total</b>	<b>1,35,44,74,974</b>	<b>87,55,43,075</b>
<b>Expenses and Losses</b>		
Unrealized losses in value of investments	-	-
Loss on sale/redemption of investments	-	1,36,77,074
Loss on inter-scheme transfer/sale of investments	-	-
Management fees	72,47,946	58,40,994
NPS Trust fees	4,47,728	5,63,517
Custodian fees	-	-
Depository and settlement charges	55,469	48,468
Provision for Default Assets	-	-
Other Expenses	-	1
<b>Total</b>	<b>77,51,143</b>	<b>2,01,30,054</b>
<b>Surplus/(Deficit) for the year</b>	<b>1,34,67,23,831</b>	<b>85,54,13,021</b>
Less: Amount transferred to Unrealized appreciation account	25,46,95,323	4,43,26,262
Less: Amount transferred to General Reserve	1,09,20,28,509	81,10,86,759
Amount carried forward to Balance Sheet	-	-

For LIC Pension Fund Ltd

  
MD & CEO



Date:  
Place: Mumbai

**NATIONAL PENSION SYSTEM TRUST**

**NPS TRUST - A/C LIC PENSION FUND LIMITED'S PENSION FUND SCHEME - C TIER I**

**NOTES ANNEXED TO AND FORMING PART OF THE BALANCE SHEET AS AT SEPTEMBER 30, 2024**

Schedule 1	As at Sept. 30, 2024 ₹	As at Sept. 30, 2023 ₹
<b>Unit Capital</b>		
<b>Initial Capital*</b>		
Outstanding at the beginning of the year	10,95,52,71,433	9,02,35,88,565
Add :Units issued during the year	1,87,68,69,787	1,18,37,63,295
Less: Units redeemed during the year	67,48,39,708	37,36,92,705
Outstanding at the end of the year	<u>12,15,73,01,512</u>	<u>9,83,36,59,155</u>
 (Face Value of Rs.10/- each unit, fully paid up)		
Outstanding units at the beginning of the year	1,09,55,27,143	90,23,58,857
Add :Units issued during the year	18,76,86,979	11,83,76,330
Less: Units redeemed during the year	6,74,83,971	3,73,69,271
Outstanding Units at the end of the year	<u>1,21,57,30,151</u>	<u>98,33,65,916</u>
 <b>Schedule 2</b>	<b>As at Sept. 30, 2024 ₹</b>	<b>As at Sept. 30, 2023 ₹</b>
<b>Reserves and Surplus</b>		
<b>Unit Premium Reserve</b>	11,83,52,35,110	9,06,62,64,166
Opening Balance	2,94,12,36,289	1,64,20,36,035
Add: Premium on Units issued	1,05,92,16,165	51,85,58,407
Less: Premium on Units redeemed	<u>13,71,72,55,234</u>	<u>10,18,97,41,794</u>
Closing Balance		
 <b>General Reserve</b>	5,15,92,39,813	3,41,91,39,778
Opening Balance	1,09,20,28,509	81,10,86,759
Add: Transfer from Revenue Account	-	-
Less: Transfer to Unit Premium Reserve	<u>6,25,12,68,322</u>	<u>4,23,02,26,537</u>
Closing Balance		
 <b>Unrealized Appreciation Account</b>	(32,87,61,440)	(47,43,51,570)
Opening Balance	-	-
Add: Adjustment for Previous years unrealized appreciation reserve	25,46,95,323	4,43,26,262
Add/(Less): Transfer from/(to) Revenue Account	<u>(7,40,66,117)</u>	<u>(43,00,25,308)</u>
Closing Balance		
<b>Total</b>	<u>19,89,44,57,439</u>	<u>13,98,99,43,023</u>
 <b>Schedule 3</b>	<b>As at Sept. 30, 2024 ₹</b>	<b>As at Sept. 30, 2023 ₹</b>
<b>Current Liabilities and Provisions</b>		
<b>Current Liabilities</b>		
Redemption Payable	2,80,76,323	1,41,44,253
TDS Payable	-	-
Sundry Creditors for expenses	13,82,671	11,36,008
Provision for assets upgraded as performing assets	-	-
Interest received in advance	-	-
Contract for Purchase of Investments	-	-
<b>Total</b>	<u>2,94,58,994</u>	<u>1,52,80,261</u>



Schedule 4	As at Sept. 30, 2024 ₹	As at Sept. 30, 2023 ₹
Investments (Long Term and Short Term)		
Equity Shares	-	-
Preference Shares	-	-
Debentures and Bonds Listed/Awaiting Listing	30,64,50,72,646	22,57,66,36,376
Central and State Government Securities (including T-Bills)	-	-
Commercial Paper	-	-
AIF's/REITs/INVITs/ABS etc	-	-
Basel III Tier I bonds	40,66,35,304	37,40,72,146
Others - Mutual Fund Units	-	-
- Certificates of Deposit	-	-
Non Convertible Debentures classified as Non performing investment	-	-
Less: Provision on Non performing investment	-	-
Total	31,05,17,07,950	22,95,07,08,522

Schedule 5	As at Sept. 30, 2024 ₹	As at Sept. 30, 2023 ₹
Deposits		
Deposits with Scheduled Banks	-	-
Total	-	-

Schedule 6	As at Sept. 30, 2024 ₹	As at Sept. 30, 2023 ₹
Other Current Assets		
Outstanding and accrued Income	1,02,34,36,497	71,00,47,229
Balance with Trustee Bank	60,73,498	17,81,26,688
Application Pending Allotment	-	-
Contract for sale of Investments	-	-
Interest Receivable on Investment classified as " Default"	4,12,866	27,18,510
Less: Provision for Interest Receivable on Investment classified as " Default"	(4,12,866)	(27,18,510)
Sundry Debtors	-	-
Redemption receivable on Investment classified as " Default"	82,66,070	1,81,79,056
Less: Provision for Redemption receivable on Investment classified as " Defa	(82,66,070)	(1,81,79,056)
Total	1,02,95,09,995	88,81,73,917



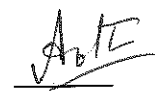
**NATIONAL PENSION SYSTEM TRUST**

**NPS TRUST - A/C LIC PENSION FUND LIMITED'S PENSION FUND SCHEME - C TIER II**


**HALF YEARLY (UN AUDITED) BALANCE SHEET AS AT SEPTEMBER 30, 2024**

	Schedules	As at Sept. 30, 2024 ₹	As at Sept. 30, 2023 ₹
<b>Liabilities</b>			
Unit Capital	1	34,26,98,396	31,51,67,386
Reserves and Surplus	2	51,48,05,971	40,96,53,352
Current Liabilities and Provisions	3	44,25,900	69,04,823
<b>Total</b>		<b>86,19,30,267</b>	<b>73,17,25,561</b>
<b>Assets</b>			
Investments	4	83,58,79,247	70,71,90,286
Deposits	5	-	-
Other Current Assets	6	2,60,51,020	2,45,35,275
<b>Total</b>		<b>86,19,30,267</b>	<b>73,17,25,561</b>
(a) Net assets as per Balance Sheet		85,75,04,367	72,48,20,738
(b) Number of Units outstanding		3,42,69,840	3,15,16,739
(c) NAV Per Units		25.0221	22.9980

For LIC Pension Fund Ltd

  
MD & CEO

Date: 16 OCT 2024  
Place: Mumbai






**NATIONAL PENSION SYSTEM TRUST**

**NPS TRUST - A/C LIC PENSION FUND LIMITED'S PENSION FUND SCHEME - C TIER II**

**HALF YEARLY (UN AUDITED) REVENUE ACCOUNT FOR THE HALF YEAR ENDED SEPTEMBER 30, 2024**

Particulars	HALF Year ended Sept 30, 2024 ₹	HALF Year ended Sept 30, 2023 ₹
<b>Income</b>		
Dividend	-	-
Interest	2,89,96,168	2,45,31,637
Profit on sale/redemption of investments	5,02,066	6,37,074
Profit on inter-scheme transfer/sale of investments	-	-
Unrealized gain on appreciation in investments	71,16,608	14,75,912
Other Income	-	-
<b>Total</b>	<b>3,66,14,842</b>	<b>2,66,44,623</b>
<b>Expenses and Losses</b>		
Unrealized losses in value of investments	-	-
Loss on sale/redemption of investments	56,649	-
Loss on inter-scheme transfer/sale of investments	-	-
Management fees	1,98,807	1,80,377
NPS Trust fees	12,278	17,400
Custodian fees	-	-
Depository and settlement charges	1,819	1,733
Provision for Default Assets	-	-
Other Expenses	-	1
<b>Total</b>	<b>2,69,553</b>	<b>1,99,511</b>
<b>Surplus/(Deficit) for the year</b>	<b>3,63,45,289</b>	<b>2,64,45,112</b>
Less: Amount transferred to Unrealized appreciation account	71,16,608	14,75,912
Less: Amount transferred to General Reserve	2,92,28,681	2,49,69,200
Amount carried forward to Balance Sheet	-	-

For LIC Pension Fund Ltd

  
MD & CEO

Date:

Place: Mumbai

10.6 OCT 2024



**NATIONAL PENSION SYSTEM TRUST**

**NPS TRUST - A/C LIC PENSION FUND LIMITED'S PENSION FUND SCHEME - C TIER II**

**NOTES ANNEXED TO AND FORMING PART OF THE BALANCE SHEET AS AT SEPTEMBER 30, 2024**

Schedule 1	As at Sept. 30, 2024 ₹	As at Sept. 30, 2023 ₹
<b>Unit Capital</b>		
<b>Initial Capital*</b>		
Outstanding at the beginning of the year	32,72,73,285	29,97,62,947
Add :Units issued during the year	17,46,08,956	17,65,29,411
Less: Units redeemed during the year	15,91,83,845	16,11,24,972
Outstanding at the end of the year	<u>34,26,98,396</u>	<u>31,51,67,386</u>
 (Face Value of Rs.10/- each unit, fully paid up)		
Outstanding units at the beginning of the year	3,27,27,329	2,99,76,295
Add :Units issued during the year	1,74,60,896	1,76,52,941
Less: Units redeemed during the year	1,59,18,385	1,61,12,497
Outstanding Units at the end of the year	<u>3,42,69,840</u>	<u>3,15,16,739</u>
 <b>Schedule 2</b>		
	As at Sept. 30, 2024 ₹	As at Sept. 30, 2023 ₹
<b>Reserves and Surplus</b>		
<b>Unit Premium Reserve</b>		
Opening Balance	29,37,25,742	25,78,98,773
Add: Premium on Units issued	25,07,60,567	22,39,94,356
Less: Premium on Units redeemed	22,85,53,557	20,44,64,115
Closing Balance	<u>31,59,32,752</u>	<u>27,74,29,014</u>
 <b>General Reserve</b>		
Opening Balance	17,63,45,136	12,56,09,296
Add: Transfer from Revenue Account	2,92,28,681	2,49,69,200
Less: Transfer to Unit Premium Reserve	-	-
Closing Balance	<u>20,55,73,817</u>	<u>15,05,78,496</u>
 <b>Unrealized Appreciation Account</b>		
Opening Balance	(1,38,17,206)	(1,98,30,070)
Add: Adjustment for Previous years unrealized appreciation reserve	-	-
Add/(Less): Transfer from/(to) Revenue Account	71,16,608	14,75,912
Closing Balance	<u>(67,00,598)</u>	<u>(1,83,54,158)</u>
<b>Total</b>	<u>51,48,05,971</u>	<u>40,96,53,352</u>
 <b>Schedule 3</b>		
	As at Sept. 30, 2024 ₹	As at Sept. 30, 2023 ₹
<b>Current Liabilities and Provisions</b>		
<b>Current Liabilities</b>		
Redemption Payable	43,88,339	68,69,942
TDS Payable	-	-
Sundry Creditors for expenses	37,561	34,881
Provision for assets upgraded as performing assets	-	-
Interest received in advance	-	-
Contract for Purchase of Investments	-	-
<b>Total</b>	<u>44,25,900</u>	<u>69,04,823</u>



Schedule 4	As at Sept. 30, 2024 ₹	As at Sept. 30, 2023 ₹
<b>Investments (Long Term and Short Term)</b>		
Equity Shares	-	-
Preference Shares	80,51,83,379	68,18,03,844
Debentures and Bonds Listed/Awaiting Listing	-	-
Central and State Government Securities (including T-Bills)	-	-
Commercial Paper	-	-
AIF's/REITs/INVITs/ABS etc	-	-
Basel III Tier I bonds	3,06,95,868	2,53,86,442
Others - Mutual Fund Units	-	-
- Certificates of Deposit	-	-
Non Convertible Debentures classified as Non performing investment	-	-
Less: Provision on Non performing investment	-	-
<b>Total</b>	<b>83,58,79,247</b>	<b>70,71,90,286</b>

Schedule 5	As at Sept. 30, 2024 ₹	As at Sept. 30, 2023 ₹
<b>Deposits</b>		
Deposits with Scheduled Banks	-	-
<b>Total</b>	<b>-</b>	<b>-</b>

Schedule 6	As at Sept. 30, 2024 ₹	As at Sept. 30, 2023 ₹
<b>Other Current Assets</b>		
Outstanding and accrued income	2,60,19,863	2,08,95,678
Balance with Trustee Bank	31,157	36,39,597
Application Pending Allotment	-	-
Contract for sale of investments	-	-
Interest Receivable on Investment classified as " Default"	45,874	2,93,852
Less: Provision for Interest Receivable on Investment classified as " Default"	(45,874)	(2,93,852)
Sundry Debtors	-	-
Redemption receivable on Investment classified as " Default"	9,18,452	20,23,325
Less: Provision for Redemption receivable on Investment classified as " Defa	(9,18,452)	(20,23,325)
<b>Total</b>	<b>2,60,51,020</b>	<b>2,45,35,275</b>



**NATIONAL PENSION SYSTEM TRUST**

**NPS TRUST - A/C LIC PENSION FUND LIMITED'S PENSION FUND SCHEME - G TIER I**

**HALF YEARLY (UN AUDITED) BALANCE SHEET AS AT SEPTEMBER 30, 2024**

	Schedules	As at Sept 30, 2024 ₹	As at Sept 30, 2023 ₹
<b>Liabilities</b>			
Unit Capital	1	21,20,83,30,397	16,85,03,00,315
Reserves and Surplus	2	40,16,27,98,340	26,74,26,61,971
Current Liabilities and Provisions	3	6,77,10,784	3,02,29,386
<b>Total</b>		<b>61,43,88,39,521</b>	<b>43,62,31,91,672</b>
<b>Assets</b>			
Investments	4	60,33,62,74,750	42,54,68,67,920
Deposits	5	-	-
Other Current Assets	6	1,10,25,64,771	1,07,63,23,752
<b>Total</b>		<b>61,43,88,39,521</b>	<b>43,62,31,91,672</b>
(a) Net assets as per Balance Sheet		61,37,11,28,737	43,59,29,62,286
(b) Number of Units outstanding		2,12,08,33,039	1,68,50,30,032
(c) NAV Per Units		28.9373	25.8707

For LIC Pension Fund Ltd

  
MD & CEO



Date: 11 OCT 2024  
Place: Mumbai

**NATIONAL PENSION SYSTEM TRUST**

**NPS TRUST - A/C LIC PENSION FUND LIMITED'S PENSION FUND SCHEME - G TIER I**

**HALF YEARLY (UN AUDITED) REVENUE ACCOUNT FOR THE HALF YEAR ENDED SEPTEMBER 30, 2024**

Particulars	Half Year ended Sept 30, 2024 ₹	Half Year ended Sept 30, 2023 ₹
<b>Income</b>		
Dividend	-	-
Interest	1,94,80,18,447	1,41,60,76,187
Profit on sale/redemption of investments	15,06,22,378	6,58,70,582
Profit on inter-scheme transfer/sale of investments	-	-
Unrealized gain on appreciation in investments	1,30,41,40,519	8,26,12,048
Other Income	-	-
<b>Total</b>	<b>3,40,27,81,344</b>	<b>1,56,45,58,817</b>
<b>Expenses and Losses</b>		
Unrealized losses in value of investments	-	-
Loss on sale/redemption of investments	4,98,10,573	-
Loss on inter-scheme transfer/sale of investments	-	-
Management fees	1,37,46,545	1,07,12,163
NPS Trust fees	8,49,213	10,33,473
Custodian fees	-	-
Depository and settlement charges	4,98,947	3,05,512
Other Expenses	-	-
<b>Total</b>	<b>6,49,05,278</b>	<b>1,20,51,148</b>
<b>Surplus/(Deficit) for the year</b>	<b>3,33,78,76,066</b>	<b>1,55,25,07,669</b>
Less: Amount transferred to Unrealized appreciation account	1,30,41,40,519	8,26,12,048
Less: Amount transferred to General Reserve	2,03,37,35,547	1,46,98,95,621
Amount carried forward to Balance Sheet	-	-

For LIC Pension Fund Ltd

MD & CEO

Date:

Place: Mumbai

16 OCT 2024

**NATIONAL PENSION SYSTEM TRUST**

**NPS TRUST - A/C LIC PENSION FUND LIMITED'S PENSION FUND SCHEME - G TIER I**

**NOTES ANNEXED TO AND FORMING PART OF THE BALANCE SHEET AS AT SEPTEMBER 30, 2024**

Schedule 1	As at Sept 30, 2024 ₹	As at Sept 30, 2023 ₹
<b>Unit Capital</b>		
<b>Initial Capital*</b>		
Outstanding at the beginning of the year	19,05,38,03,242	15,40,81,97,848
Add :Units issued during the year	3,66,26,68,290	2,23,50,66,038
Less: Units redeemed during the year	1,50,81,41,135	79,29,63,571
Outstanding at the end of the year	<u>21,20,83,30,397</u>	<u>16,85,03,00,315</u>
 (Face Value of Rs.10/- each unit, fully paid up)		
Outstanding units at the beginning of the year	1,90,53,80,324	1,54,08,19,785
Add :Units issued during the year	36,62,66,829	22,35,06,604
Less: Units redeemed during the year	15,08,14,114	7,92,96,357
Outstanding Units at the end of the year	<u>2,12,08,33,039</u>	<u>1,68,50,30,032</u>
Schedule 2	As at Sept 30, 2024 ₹	As at Sept 30, 2023 ₹
<b>Reserves and Surplus</b>		
<b>Unit Premium Reserve</b>		
Opening Balance	23,67,67,41,138	17,79,63,05,479
Add: Premium on Units issued	6,54,19,13,184	3,48,48,16,424
Less: Premium on Units redeemed	2,70,03,98,439	1,23,79,76,622
Closing Balance	<u>27,51,82,55,883</u>	<u>20,04,31,45,281</u>
 <b>General Reserve</b>		
Opening Balance	9,27,07,05,603	6,12,87,52,020
Add: Transfer from Revenue Account	2,03,37,35,547	1,46,98,95,621
Less: Transfer to Unit Premium Reserve	-	-
Closing Balance	<u>11,30,44,41,150</u>	<u>7,59,86,47,641</u>
 <b>Unrealized Appreciation Account</b>		
Opening Balance	3,59,60,788	(98,17,42,999)
Add: Adjustment for Previous years unrealized appreciation reserve	-	-
Add/(Less): Transfer from/(to) Revenue Account	1,30,41,40,519	8,26,12,048
Closing Balance	<u>1,34,01,01,307</u>	<u>(89,91,30,951)</u>
<b>Total</b>	<u>40,16,27,98,340</u>	<u>26,74,26,61,971</u>
Schedule 3	As at Sept 30, 2024 ₹	As at Sept 30, 2023 ₹
<b>Current Liabilities and Provisions</b>		
<b>Current Liabilities</b>		
Redemption Payable	6,46,67,054	2,80,20,688
Contract for Purchase of Investments	-	-
TDS Payable	-	-
Sundry Creditors for expenses	30,43,730	22,08,698
<b>Total</b>	<u>6,77,10,784</u>	<u>3,02,29,386</u>



Schedule 4	As at Sept 30, 2024 ₹	As at Sept 30, 2023 ₹
<b>Investments (Long Term and Short Term)</b>		
Equity Shares	-	-
Preference Shares	-	-
Debentures and Bonds Listed/Awaiting Listing	-	-
Central and State Government Securities (including T-Bills)	59,31,37,25,877	42,10,36,26,263
Commercial Paper	-	-
Others - Mutual Fund Units	1,02,25,48,873	44,32,41,657
- Certificates of Deposit	-	-
<b>Total</b>	<b>60,33,62,74,750</b>	<b>42,54,68,67,920</b>

Schedule 5	As at Sept 30, 2024 ₹	As at Sept 30, 2023 ₹
<b>Deposits</b>		
Deposits with Scheduled Banks	-	-
<b>Total</b>	<b>-</b>	<b>-</b>

Schedule 6	As at Sept 30, 2024 ₹	As at Sept 30, 2023 ₹
<b>Other Current Assets</b>		
Outstanding and accrued Income	1,10,12,93,210	71,92,63,755
Balance with Trustee Bank	12,71,561	35,70,59,997
Contract for sale of investments	-	-
Sundry Debtors	-	-
Redemption receivable on investments	-	-
<b>Total</b>	<b>1,10,25,64,771</b>	<b>1,07,63,23,752</b>



**NATIONAL PENSION SYSTEM TRUST**

**NPS TRUST - A/C LIC PENSION FUND LIMITED'S PENSION FUND SCHEME - G TIER II**

**HALF YEARLY (UN AUDITED) BALANCE SHEET AS AT SEPTEMBER 30, 2024**

	Schedules	As at Sept 30, 2024 ₹	As at Sept 30, 2023 ₹
<b>Liabilities</b>			
Unit Capital	1	86,71,15,329	68,31,24,432
Reserves and Surplus	2	1,68,08,05,714	1,11,34,35,000
Current Liabilities and Provisions	3	15,31,94,441	57,90,664
<b>Total</b>		<b>2,70,11,15,484</b>	<b>1,80,23,50,096</b>
<b>Assets</b>			
Investments	4	2,50,78,35,987	1,74,25,67,772
Deposits	5	-	-
Other Current Assets	6	19,32,79,497	5,97,82,324
<b>Total</b>		<b>2,70,11,15,484</b>	<b>1,80,23,50,096</b>
(a) Net assets as per Balance Sheet		2,54,79,21,042	1,79,65,59,432
(b) Number of Units outstanding		8,67,11,533	6,83,12,443
(c) NAV Per Units		29.3839	26.2992

For LIC Pension Fund Ltd

  
MD & CEO

Date: 16 OCT 2024  
Place: Mumbai





**NATIONAL PENSION SYSTEM TRUST**


**NPS TRUST - A/C LIC PENSION FUND LIMITED'S PENSION FUND SCHEME - G TIER II**

**HALF YEARLY (UN AUDITED) REVENUE ACCOUNT FOR THE HALF YEAR ENDED SEPTEMBER 30, 2024**

Particulars	HALF Year ended Sept 30, 2024 ₹	HALF Year ended Sept 30, 2023 ₹
<b>Income</b>		
Dividend	-	-
Interest	7,84,55,571	5,64,78,172
Profit on sale/redemption of investments	1,17,82,100	19,95,921
Profit on inter-scheme transfer/sale of investments	-	-
Unrealized gain on appreciation in investments	4,78,60,446	-
Other Income	-	-
<b>Total</b>	<b>13,80,98,117</b>	<b>5,84,74,093</b>
<b>Expenses and Losses</b>		
Unrealized losses in value of investments	-	(53,19,913)
Loss on sale/redemption of investments	9,18,286	-
Loss on inter-scheme transfer/sale of investments	-	-
Management fees	5,62,061	4,31,807
NPS Trust fees	34,722	41,664
Custodian fees	-	-
Depository and settlement charges	27,468	7,965
Other Expenses	-	-
<b>Total</b>	<b>15,42,537</b>	<b>-48,38,477</b>
<b>Surplus/(Deficit) for the year</b>	<b>13,65,55,580</b>	<b>6,33,12,570</b>
Less: Amount transferred to Unrealized appreciation account	4,78,60,446	53,19,913
Less: Amount transferred to General Reserve	8,86,95,134	5,79,92,657
Amount carried forward to Balance Sheet	-	-

For LIC Pension Fund Ltd

  
MD & CEO

  
Date: **16 OCT 2024**  
Place: Mumbai



**NATIONAL PENSION SYSTEM TRUST**

**NPS TRUST - A/C LIC PENSION FUND LIMITED'S PENSION FUND SCHEME - G TIER II**

**NOTES ANNEXED TO AND FORMING PART OF THE BALANCE SHEET AS AT SEPTEMBER 30, 2024**

Schedule 1	As at Sept 30, 2024 ₹	As at Sept 30, 2023 ₹
<b>Unit Capital</b>		
<b>Initial Capital*</b>		
Outstanding at the beginning of the year	76,91,41,547	60,43,85,596
Add :Units issued during the year	22,84,63,200	23,16,90,971
Less: Units redeemed during the year	13,04,89,418	15,29,52,135
Outstanding at the end of the year	<u>86,71,15,329</u>	<u>68,31,24,432</u>
 (Face Value of Rs.10/- each unit, fully paid up)		
Outstanding units at the beginning of the year	7,69,14,155	6,04,38,560
Add :Units issued during the year	2,28,46,320	2,31,69,097
Less: Units redeemed during the year	1,30,48,942	1,52,95,214
Outstanding Units at the end of the year	<u>8,67,11,533</u>	<u>6,83,12,443</u>
Schedule 2	As at Sept 30, 2024 ₹	As at Sept 30, 2023 ₹
<b>Reserves and Surplus</b>		
<b>Unit Premium Reserve</b>		
Opening Balance	95,32,32,620	68,03,10,212
Add: Premium on Units issued	41,85,08,877	37,10,31,034
Less: Premium on Units redeemed	23,79,77,803	24,45,91,271
Closing Balance	<u>1,13,37,63,694</u>	<u>80,67,49,975</u>
 <b>General Reserve</b>		
Opening Balance	44,42,14,245	31,84,30,037
Add: Transfer from Revenue Account	8,86,95,134	5,79,92,657
Less: Transfer to Unit Premium Reserve	-	-
Closing Balance	<u>53,29,09,379</u>	<u>37,64,22,694</u>
 <b>Unrealized Appreciation Account</b>		
Opening Balance	(3,37,27,805)	(7,50,57,582)
Add: Adjustment for Previous years unrealized appreciation reserve	-	-
Add/(Less): Transfer from/(to) Revenue Account	4,78,60,446	53,19,913
Closing Balance	<u>1,41,32,641</u>	<u>(6,97,37,669)</u>
<b>Total</b>	<u>1,68,08,05,714</u>	<u>1,11,34,35,000</u>
Schedule 3	As at Sept 30, 2024 ₹	As at Sept 30, 2023 ₹
<b>Current Liabilities and Provisions</b>		
<b>Current Liabilities</b>		
Redemption Payable	21,19,036	57,01,834
Contract for Purchase of Investments	15,09,42,372	0
TDS Payable	-	-
Sundry Creditors for expenses	1,33,033	88,830
<b>Total</b>	<u>15,31,94,441</u>	<u>57,90,664</u>



Schedule 4	As at Sept 30, 2024 ₹	As at Sept 30, 2023 ₹
Investments (Long Term and Short Term)		
Equity Shares	-	-
Preference Shares	-	-
Debentures and Bonds Listed/Awaiting Listing	-	-
Central and State Government Securities (including T-Bills)	2,45,32,38,717	1,71,30,61,889
Commercial Paper	-	-
Others - Mutual Fund Units	5,45,97,270	2,95,05,883
- Certificates of Deposit	-	-
Total	2,50,78,35,987	1,74,25,67,772

Schedule 5	As at Sept 30, 2024 ₹	As at Sept 30, 2023 ₹
Deposits		
Deposits with Scheduled Banks	-	-
Total	-	-

Schedule 6	As at Sept 30, 2024 ₹	As at Sept 30, 2023 ₹
Other Current Assets		
Outstanding and accrued Income	4,15,41,799	2,71,31,534
Balance with Trustee Bank	99,326	3,26,50,790
Contract for sale of investments	15,16,38,372	-
Total	19,32,79,497	5,97,82,324



**NATIONAL PENSION SYSTEM TRUST**

**NPS TRUST - A/C LIC PENSION FUND LIMITED'S PENSION FUND SCHEME - CENTRAL GOVERNMENT**

**HALF YEARLY (UN AUDITED) BALANCE SHEET AS AT SEPTEMBER 30, 2024**

Schedules		As at Sept 30, 2024 ₹	As at Sept 30, 2023 ₹
<b>Liabilities</b>			
Unit Capital	1	2,33,55,86,70,795	2,25,90,23,03,849
Reserves and Surplus	2	8,33,95,96,95,692	6,79,34,62,67,386
Current Liabilities and Provisions	3	2,12,68,11,956	25,44,76,002
<b>Total</b>		<b>10,69,64,51,78,443</b>	<b>9,05,50,30,47,237</b>
<b>Assets</b>			
Investments	4	10,49,03,25,41,383	8,86,16,43,93,022
Deposits	5	-	-
Other Current Assets	6	20,61,26,37,060	19,33,86,54,215
<b>Total</b>		<b>10,69,64,51,78,443</b>	<b>9,05,50,30,47,237</b>
(a) Net assets as per Balance Sheet		10,67,51,83,66,487	9,05,24,85,71,235
(b) Number of Units outstanding		23,35,58,67,080	22,69,02,30,385
(c) NAV per Unit		45.7066	40.0726

For LIC Pension Fund Ltd

  
MD & CEO



Date: **16 OCT 2024**  
Place: Mumbai

NATIONAL PENSION SYSTEM TRUST

NPS TRUST - A/C LIC PENSION FUND LIMITED'S PENSION FUND SCHEME - CENTRAL GOVERNMENT

HALF YEARLY (UN AUDITED) REVENUE ACCOUNT FOR THE HALF YEAR ENDED SEPTEMBER 30, 2024

Particulars	Half Year ended September 30, 2024	Half Year ended September 30, 2023
	₹	₹
<b>Income</b>		
Dividend	1,34,97,60,454	1,25,35,57,652
Interest	30,97,88,21,094	26,44,26,93,572
Profit on sale/redemption of investments	10,49,68,35,330	2,23,57,35,922
Profit on inter-scheme transfer/sale of investments	-	-
Unrealized gain on appreciation in investments	27,96,28,11,112	17,18,66,51,938
Other Income	70,09,658	5,738
<b>Total</b>	<b>70,79,52,37,648</b>	<b>47,11,86,44,822</b>
<b>Expenses and Losses</b>		
Unrealized losses in value of investments	-	-
Loss on sale/redemption of investments	11,15,45,834	55,62,947
Loss on inter-scheme transfer/sale of investments	-	-
Management fees	25,08,61,806	22,59,25,693
NPS Trust fees	1,54,93,305	2,17,95,196
Custodian fees	6	3
Depository and settlement charges	29,98,412	24,43,295
Provision for Default Assets	2,72,68,324	-
Other Expenses	-	-
<b>Total</b>	<b>40,81,67,687</b>	<b>25,57,27,134</b>
Surplus/(Deficit) for the year	70,38,70,69,961	46,86,29,17,688
Less: Amount transferred to Unrealized appreciation account	27,96,28,11,112	17,18,66,51,938
Less: Amount transferred to General Reserve	42,42,42,58,849	29,67,62,65,750
Amount carried forward to Balance Sheet	-	-

For LIC Pension Fund Ltd

*Asst*  
MD & CEO



Date: 16 OCT 2024  
Place: Mumbai

**NATIONAL PENSION SYSTEM TRUST**

**NPS TRUST - A/C LIC PENSION FUND LIMITED'S PENSION FUND SCHEME - CENTRAL GOVERNMENT**

**NOTES ANNEXED TO AND FORMING PART OF THE BALANCE SHEET AS AT SEPT 30 2024**


Schedule 1	As at Sept 30, 2024	As at Sept 30, 2023
	₹	₹
<b>Unit Capital</b>		
<b>Initial Capital*</b>		
Outstanding at the beginning of the year	2,32,31,26,35,821	2,14,85,44,12,073
Add :Units Issued during the year	14,43,05,31,430	14,96,92,56,442
Less: Units redeemed during the year	13,18,44,96,456	3,92,13,64,666
Outstanding at the end of the year	<u>2,33,55,86,70,795</u>	<u>2,25,90,23,03,849</u>
 (Face Value of Rs.10/- each unit, fully paid up)		
Outstanding units at the beginning of the year	23,23,12,63,582	21,48,54,41,207
Add :Units issued during the year	1,44,30,53,143	1,49,69,25,644
Less: Units redeemed during the year	1,31,84,49,645	39,21,36,466
Outstanding Units at the end of the year	<u>23,35,58,67,080</u>	<u>22,59,02,30,385</u>
Schedule 2	As at Sept 30, 2024	As at Sept 30, 2023
	₹	₹
<b>Reserves and Surplus</b>		
<b>Unit Premium Reserve</b>		
Opening Balance	3,88,97,82,65,205	3,37,29,90,65,449
Add: Premium on Units issued	48,77,95,48,604	43,76,87,33,684
Less: Premium on Units redeemed	44,97,76,62,523	11,57,27,20,509
Closing Balance	<u>3,92,78,01,51,286</u>	<u>3,69,49,50,78,624</u>
 <b>General Reserve</b>		
Opening Balance	2,94,12,39,67,355	2,29,63,85,46,769
Add: Transfer from Revenue Account	42,42,42,58,849	29,67,62,65,750
Less: Transfer to Unit Premium Reserve	-	-
Closing Balance	<u>3,36,54,82,16,204</u>	<u>2,59,31,48,12,519</u>
 <b>Unrealized Appreciation Account</b>		
Opening Balance	76,66,85,17,090	33,34,97,24,305
Add: Adjustment for Previous years unrealized appreciation reserve	27,96,28,11,112	17,18,66,51,938
Add/(Less): Transfer from/(to) Revenue Account	1,04,63,13,28,202	50,53,63,76,243
Closing Balance	<u>1,08,66,26,56,404</u>	<u>101,07,17,52,486</u>
<b>Total</b>	<u><u>8,33,95,96,95,692</u></u>	<u><u>6,79,34,62,67,386</u></u>
Schedule 3	As at Sept 30, 2024	As at Sept 30, 2023
	₹	₹
<b>Current Liabilities and Provisions</b>		
<b>Current Liabilities</b>		
Provision for assets upgraded as performing assets	-	-
Redemption Payable	1,27,06,06,878	21,05,68,983
Contract for Purchase of Investments	80,86,83,750	-
Interest received in advance	-	-
TDS Payable	-	-
Sundry Creditors for expenses	4,75,21,328	4,39,07,019
Amount payable to other Schemes	-	-
<b>Total</b>	<u><u>2,12,68,11,956</u></u>	<u><u>25,44,76,002</u></u>



Schedule 4	As at Sept 30, 2024	As at Sept 30, 2023
	₹	₹
<b>Investments (Long Term and Short Term)</b>		
Equity Shares	1,57,57,22,05,224	1,31,68,71,52,577
Preference Shares	-	-
Debentures and Bonds Listed/Awaiting Listing	2,63,85,98,07,016	2,56,25,29,01,380
Central and State Government Securities (including T-Bills)	6,17,11,20,64,411	4,93,05,66,85,794
Commercial Paper	-	-
AIF's/REITs/INVITs/ABS etc	-	-
Base/III Tier I bonds	-	-
Others - Mutual Fund Units	10,48,84,64,732	5,16,76,53,271
- Certificates of Deposit	-	-
<b>Total</b>	<b>10,49,03,25,41,383</b>	<b>8,86,16,43,93,022</b>

Schedule 5	As at Sept 30, 2024	As at Sept 30, 2023
	₹	₹
<b>Deposits</b>		
Deposits with Scheduled Banks	-	-
<b>Total</b>	<b>-</b>	<b>-</b>

Schedule 6	As at Sept 30, 2024	As at September 30, 2023
	₹	₹
<b>Other Current Assets</b>		
Outstanding and accrued income	20,48,98,12,888	17,88,39,58,181
Application Pending Allotment	-	-
Balance with Trustee Bank	9,18,91,289	1,14,58,44,094
Contract for sale of investments	-	19,73,87,407
Interest Receivable on Investment classified as "Default"	27,93,76,181	43,50,15,714
Less: Provision for Interest Receivable on Investment classified as "Default"	(27,93,76,181)	(43,50,15,714)
TDS Receivable	-	-
Dividend Receivable	9,32,883	91,70,319
Sundry Debtors	3,00,00,000	10,22,94,214
Redemption receivable on Investment classified as "Default"	1,89,10,68,365	2,85,77,52,761
Less: Provision for Redemption receivable on Investment classified as "Default"	(1,89,10,68,365)	(2,85,77,52,761)
<b>Total</b>	<b>20,61,26,37,060</b>	<b>19,33,86,54,215</b>



**NATIONAL PENSION SYSTEM TRUST**

**NPS TRUST - A/C LIC PENSION FUND LIMITED'S PENSION FUND SCHEME - STATE GOVERNMENT**

**HALF YEARLY (UN AUDITED) BALANCE SHEET AS AT SEPTEMBER 30, 2024**

	Schedules	As at Sept 30, 2024 ₹	As at Sept 30, 2023 ₹
<b>Liabilities</b>			
Unit Capital	1	5,28,23,04,30,425	4,71,98,23,17,412
Reserves and Surplus	2	16,20,16,67,99,728	12,10,48,32,87,599
Current Liabilities and Provisions	3	2,12,78,52,353	41,00,43,685
<b>Total</b>		<b>21,50,52,50,82,506</b>	<b>16,82,87,56,48,696</b>
<b>Assets</b>			
Investments	4	21,09,65,92,44,179	16,47,45,69,08,994
Deposits	5	-	-
Other Current Assets	6	40,86,58,38,327	35,41,87,39,702
<b>Total</b>		<b>21,50,52,50,82,506</b>	<b>16,82,87,56,48,696</b>
(a) Net assets as per Balance Sheet		21,48,39,72,30,153	16,82,46,56,05,011
(b) Number of Units outstanding		52,82,30,43,043	47,19,82,31,742
(c) NAV Per Units		40.6716	35.6468

For LIC Pension Fund Ltd

MD & CEO

Date:

Place: Mumbai

16 OCT 2024



**NATIONAL PENSION SYSTEM TRUST**

**NPS TRUST - A/C LIC PENSION FUND LIMITED'S PENSION FUND SCHEME - STATE GOVERNMENT**

**HALF YEARLY (UN AUDITED) REVENUE ACCOUNT FOR THE HALF YEAR ENDED SEPTEMBER 30, 2024**

Particulars	Half Year ended September 30, 2024 ₹	Half Year ended September 30, 2023 ₹
<b>Income</b>		
Dividend	2,62,45,34,293	2,19,49,73,228
Interest	60,40,94,35,026	48,34,01,40,259
Profit on sale/redemption of investments	9,85,16,73,857	3,67,57,49,818
Profit on inter-scheme transfer/sale of investments	-	-
Unrealized gain on appreciation in investments	66,69,18,07,829	30,61,54,46,723
Recovery from Default Assets	42,819	-
Other Income	97,19,235	96,560
<b>Total</b>	<b>1,39,58,72,13,059</b>	<b>84,82,64,06,588</b>
<b>Expenses and Losses</b>		
Unrealized losses in value of investments	-	-
Loss on sale/redemption of investments	9,21,86,743	2,63,03,273
Loss on inter-scheme transfer/sale of investments	-	-
Management fees	49,17,86,110	41,41,46,251
NPS Trust fees	3,03,76,404	3,99,55,173
Custodian fees	12	7
Depository and settlement charges	50,88,649	46,17,728
Other Expenses	-	-
<b>Total</b>	<b>61,94,37,918</b>	<b>48,50,22,432</b>
<b>Surplus/(Deficit) for the year</b>	<b>1,38,96,77,75,141</b>	<b>84,34,13,84,156</b>
Less: Amount transferred to Unrealized appreciation account	66,69,18,07,829	30,61,54,46,723
Less: Amount transferred to General Reserve	72,27,59,67,312	53,72,59,37,433
Amount carried forward to Balance Sheet	-	-

For LIC Pension Fund Ltd

MD & CEO

Date:

Place : Mumbai

16 OCT 2024

**NATIONAL PENSION SYSTEM TRUST**

**NPS TRUST - A/C LIC PENSION FUND LIMITED'S PENSION FUND SCHEME - STATE GOVERNMENT**

**NOTES ANNEXED TO AND FORMING PART OF THE BALANCE SHEET AS AT SEPTEMBER 30, 2024**

Schedule 1	As at Sept 30, 2024 ₹	As at Sept 30, 2023 ₹
<b>Unit Capital</b>		
<b>Initial Capital*</b>		
Outstanding at the beginning of the year	5,04,10,78,06,930	4,40,17,08,15,185
Add :Units issued during the year	33,24,23,31,954	35,79,07,88,048
Less: Units redeemed during the year	9,11,97,08,459	3,97,92,85,821
Outstanding at the end of the year	5,28,23,04,30,425	4,71,98,23,17,412
<b>(Face Value of Rs.10/- each unit, fully paid up)</b>		
Outstanding units at the beginning of the year	50,41,07,80,693	44,01,70,81,519
Add :Units issued during the year	3,32,42,33,195	3,57,90,78,805
Less: Units redeemed during the year	91,19,70,845	39,79,28,582
Outstanding Units at the end of the year	52,82,30,43,043	47,19,82,31,742

Schedule 2	As at Sept 30, 2024 ₹	As at Sept 30, 2023 ₹
<b>Reserves and Surplus</b>		
<b>Unit Premium Reserve</b>		
Opening Balance	8,17,94,60,54,512	6,52,64,27,27,285
Add: Premium on Units issued	96,88,96,35,489	89,50,48,13,831
Less: Premium on Units redeemed	26,71,53,05,407	9,99,50,05,719
Closing Balance	8,88,12,03,84,594	7,32,15,25,35,397
<b>General Reserve</b>		
Opening Balance	4,59,47,71,18,709	3,45,89,81,59,479
Add: Transfer from Revenue Account	72,27,59,67,312	53,72,59,37,433
Less: Transfer to Unit Premium Reserve	-	-
Closing Balance	5,31,75,30,86,021	3,99,62,40,96,912
<b>Unrealized Appreciation Account</b>		
Opening Balance	1,33,60,15,21,284	48,09,12,08,567
Add: Adjustment for Previous years unrealized appreciation reserve	66,69,18,07,829	30,61,54,46,723
(Less)/Add: Transfer (to)/from Revenue Account	2,00,29,33,29,113	78,70,66,55,290
Closing Balance	2,00,29,33,29,113	78,70,66,55,290
<b>Total</b>	<b>16,20,16,67,99,728</b>	<b>12,10,48,32,87,599</b>

Schedule 3	As at Sept 30, 2024 ₹	As at Sept 30, 2023 ₹
<b>Current Liabilities and Provisions</b>		
<b>Current Liabilities</b>		
Contract for Purchase of Investments	1,13,40,80,250	-
Redemption Payable	89,96,43,278	32,87,39,263
Interest received in advance	-	-
TDS Payable	9,41,28,825	8,13,04,422
Sundry Creditors for expenses	-	-
Provision for assets upgraded as performing assets	-	-
<b>Total</b>	<b>2,12,78,52,353</b>	<b>41,00,43,685</b>



**NATIONAL PENSION SYSTEM TRUST**

**NPS TRUST - A/C LIC PENSION FUND LIMITED'S PENSION FUND SCHEME - STATE GOVERNMENT**

**NOTES ANNEXED TO AND FORMING PART OF THE BALANCE SHEET AS AT SEPTEMBER 30, 2024**

Schedule 4	As at Sept 30, 2024 ₹	As at Sept 30, 2023 ₹
<b>Investments (Long Term and Short Term)</b>		
Equity Shares	3,16,96,82,94,647	2,36,30,06,52,100
Preference Shares	-	-
Debentures and Bonds Listed/Awaiting Listing	5,28,84,02,39,363	4,70,89,78,12,039
Central and State Government Securities (including T-Bills)	12,35,73,75,19,121	9,20,41,47,01,758
Commercial Paper	-	-
AIF's/REITs/INVITs/ABS etc	-	-
Basel III Tier I bonds	-	-
Others - Mutual Fund Units	28,11,31,91,048	19,84,37,43,097
- Certificates of Deposit	-	-
<b>Total</b>	<b>21,09,65,92,44,179</b>	<b>16,47,45,69,08,994</b>
<hr/>		
Schedule 5	As at Sept 30, 2024 ₹	As at Sept 30, 2023 ₹
<b>Deposits</b>		
Deposits with Scheduled Banks	-	-
<b>Total</b>	<b>-</b>	<b>-</b>
<hr/>		
Schedule 6	As at Sept 30, 2024 ₹	As at Sept 30, 2023 ₹
<b>Other Current Assets</b>		
Outstanding and accrued Income	40,60,68,31,097	32,72,82,39,632
Balance with Trustee Bank	22,38,15,797	2,36,58,25,630
Application Pending Allotment	-	-
Contracts for sale of investments	-	27,37,29,185
Interest Receivable on Investment classified as "Default"	36,60,39,472	53,77,45,366
Less: Provision for Interest Receivable on Investment classified as "Default"	(36,60,39,472)	(53,77,45,366)
Dividend Receivable	49,91,433	2,09,45,255
Brokerage receivable from LIC Pension Fund Ltd.	-	-
Margin Money	3,02,00,000	3,00,00,000
Redemption receivable on Investment classified as "Default"	2,87,62,75,543	3,90,94,27,235
Less: Provision for Redemption receivable on Investment classified as "Default"	(2,87,62,75,543)	(3,90,94,27,235)
Amount receivable from Other Scheme	-	-
<b>Total</b>	<b>40,86,58,38,327</b>	<b>35,41,87,39,702</b>




**NATIONAL PENSION SYSTEM TRUST**

**NPS TRUST - A/C LIC PENSION FUND LIMITED'S PENSION FUND SCHEME - NPS LITE GOVERNMENT PATTERN**

**HALF YEARLY (UN AUDITED) BALANCE SHEET AS AT SEPTEMBER 30, 2024**

	Schedules	As at SEPT 30, 2024 ₹	As at SEPT 30, 2023 ₹
<b>Liabilities</b>			
Unit Capital	1	4,62,24,76,996	4,57,64,00,212
Reserves and Surplus	2	12,87,64,56,304	10,66,41,77,352
Current Liabilities and Provisions	3	89,99,917	38,73,129
<b>Total</b>		<b>17,50,79,33,217</b>	<b>15,24,44,50,693</b>
<b>Assets</b>			
Investments	4	17,18,63,88,853	14,92,99,33,723
Deposits	5	-	-
Other Current Assets	6	32,15,44,364	31,45,16,970
<b>Total</b>		<b>17,50,79,33,217</b>	<b>15,24,44,50,693</b>
(a) Net assets as per Balance Sheet		17,49,89,33,300	15,24,05,77,564
(b) Number of Units outstanding		46,22,47,699	45,76,40,021
(c) NAV Per Units		37.8562	33.3025

For LIC Pension Fund Ltd

  
MD & CEO

Date: **16 OCT 2024**  
Place: Mumbai




**NATIONAL PENSION SYSTEM TRUST**

**NPS TRUST - A/C LIC PENSION FUND LIMITED'S PENSION FUND SCHEME - NPS LITE GOVERNMENT PATTERN**

**HALF YEARLY (UN AUDITED) REVENUE ACCOUNT FOR THE HALF YEAR ENDED SEPTEMBER 30, 2024**

Particulars	Year ended SEPT 30, 2024 ₹	Year ended SEPT 30, 2023 ₹
<b>Income</b>		
Dividend	2,24,64,306	2,09,16,588
Interest	51,06,08,656	46,03,85,039
Profit on sale/redemption of investments	19,17,03,873	9,30,81,854
Profit on inter-scheme transfer/sale of investments	-	-
Unrealized gain on appreciation in investments	42,05,82,949	22,16,14,096
Other Income	10	-
<b>Total</b>	<b>1,14,53,59,794</b>	<b>79,59,97,577</b>
<b>Expenses and Losses</b>		
Unrealized losses in value of investments	-	-
Loss on sale/redemption of investments	9,00,650	42,34,094
Loss on inter-scheme transfer/sale of investments	-	-
Management fees	40,92,084	38,70,589
NPS Trust fees	2,52,729	3,73,346
Custodian fees	-	-
Depository and settlement charges	40,623	46,022
Other Expenses	-	-
<b>Total</b>	<b>52,86,086</b>	<b>85,24,051</b>
Surplus/(Deficit) for the year	1,14,00,73,708	78,74,73,526
Less: Amount transferred to Unrealized appreciation account	42,05,82,949	22,16,14,096
Less: Amount transferred to General Reserve	71,94,90,759	56,58,59,430
Amount carried forward to Balance Sheet	-	-

For LIC Pension Fund Ltd

  
MD & CEO

Date:

Place: Mumbai

16 OCT 2024

**NATIONAL PENSION SYSTEM TRUST**

**NPS TRUST - A/C LIC PENSION FUND LIMITED'S PENSION FUND SCHEME - NPS LITE GOVERNMENT PATTERN**

**NOTES ANNEXED TO AND FORMING PART OF THE BALANCE SHEET AS AT SEPTEMBER 30, 2024**

Schedule 1	As at SEPT 30, 2024 ₹	As at SEPT 30, 2023 ₹
<b>Unit Capital</b>		
<b>Initial Capital*</b>		
Outstanding at the beginning of the year	4,59,78,02,444	4,55,78,70,815
Add :Units issued during the year	8,33,85,522	8,38,98,448
Less: Units redeemed during the year	5,87,10,970	6,53,69,051
Outstanding at the end of the year	4,62,24,76,996	4,57,64,00,212
 (Face Value of Rs.10/- each unit, fully paid up)		
Outstanding units at the beginning of the year	45,97,80,244	45,57,87,081
Add :Units issued during the year	83,38,552	83,89,845
Less: Units redeemed during the year	58,71,097	65,36,905
Outstanding Units at the end of the year	46,22,47,699	45,76,40,021
 <b>Schedule 2</b>		
	As at SEPT 30, 2024 ₹	As at SEPT 30, 2023 ₹
<b>Reserves and Surplus</b>		
<b>Unit Premium Reserve</b>		
Opening Balance	2,67,09,22,189	2,57,52,64,423
Add: Premium on Units issued	21,94,53,586	19,08,29,671
Less: Premium on Units redeemed	15,52,99,803	14,81,77,047
Closing Balance	2,73,50,75,972	2,61,79,17,047
 <b>General Reserve</b>		
Opening Balance	7,78,05,05,151	6,55,76,24,693
Add: Transfer from Revenue Account	71,94,90,759	56,58,59,430
Less: Transfer to Unit Premium Reserve	-	-
Closing Balance	8,49,99,95,910	7,12,34,84,123
 <b>Unrealized Appreciation Account</b>		
Opening Balance	1,22,08,01,473	70,11,62,086
Add: Adjustment for Previous years unrealized appreciation reserve	-	-
(Less)/Add: Transfer (to)/from Revenue Account	42,05,82,949	22,16,14,096
Closing Balance	1,64,13,84,422	92,27,76,182
<b>Total</b>	12,87,64,56,304	10,66,41,77,352
 <b>Schedule 3</b>		
	As at SEPT 30, 2024 ₹	As at SEPT 30, 2023 ₹
<b>Current Liabilities and Provisions</b>		
<b>Current Liabilities</b>		
Redemption Payable	82,30,996	31,27,233
Contract for Purchase of Investments	-	-
TDS Payable	-	-
Interest received in advance	-	-
Sundry Creditors for expenses	7,68,921	7,45,896
Provision for assets upgraded as performing assets	-	-
Interest received in advance	-	-
<b>Total</b>	89,99,917	38,73,129



**NATIONAL PENSION SYSTEM TRUST**

**NPS TRUST - A/C LIC PENSION FUND LIMITED'S PENSION FUND SCHEME - NPS LITE GOVERNMENT PATTERN**

**NOTES ANNEXED TO AND FORMING PART OF THE BALANCE SHEET AS AT SEPTEMBER 30, 2024**

Schedule 4	As at SEPT 30, 2024 ₹	As at SEPT 30, 2023 ₹
<b>Investments (Long Term and Short Term)</b>		
Equity Shares	2,56,96,15,723	2,19,97,89,227
Preference Shares	-	-
Debentures and Bonds Listed/Awaiting Listing	3,98,24,91,619	4,34,57,61,106
Central and State Government Securities (including T-Bills)	10,22,13,21,163	8,18,95,95,718
AIF's/REITs/INVITs/ABS etc	-	-
Basel III Tier I bonds	-	-
Commercial Paper	41,29,60,348	19,47,87,672
Others - Mutual Fund Units	-	-
- Certificates of Deposit	-	-
<b>Total</b>	<b>17,18,63,88,853</b>	<b>14,92,99,33,723</b>

Schedule 5	As at SEPT 30, 2024 ₹	As at SEPT 30, 2023 ₹
<b>Deposits</b>		
Deposits with Scheduled Banks	-	-
<b>Total</b>	<b>-</b>	<b>-</b>

Schedule 6	As at SEPT 30, 2024 ₹	As at SEPT 30, 2023 ₹
<b>Other Current Assets</b>		
Outstanding and accrued Income	31,68,66,328	29,74,17,670
Balance with Trustee Bank	46,49,911	1,70,08,740
Application Pending Allotment	-	-
Contract for sale of investments	-	47,11,134
Interest Receivable on Investment classified as " Default"	-	(47,11,134)
Less: Provision for Interest Receivable on Investment classified as " Default"	28,125	90,560
Dividend Receivable	-	-
Brokerage receivable from LIC Pension Fund Ltd.	-	-
Margin Money	-	2,11,40,074
Redemption receivable on Investment classified as " Default"	-	(2,11,40,074)
Less: Provision for Redemption receivable on Investment classified as " Default"	-	-
<b>Total</b>	<b>32,15,44,364</b>	<b>31,45,16,970</b>




**NATIONAL PENSION SYSTEM TRUST**

**NPS TRUST - A/C LIC PENSION FUND LIMITED'S PENSION FUND SCHEME - CORP CG**

**HALF YEARLY (UN AUDITED) BALANCE SHEET AS AT SEPTEMBER 30, 2024**

	Schedules	As at SEPT 30, 2024 ₹	As at SEPT 30, 2023 ₹
<b>Liabilities</b>			
Unit Capital	1	14,58,45,41,776	12,55,05,87,016
Reserves and Surplus	2	29,45,97,37,993	20,66,06,03,567
Current Liabilities and Provisions	3	75,71,659	93,32,448
<b>Total</b>		<b>44,05,18,51,428</b>	<b>33,22,05,23,031</b>
<b>Assets</b>			
Investments	4	43,18,37,83,814	32,50,99,69,429
Deposits	5	-	-
Other Current Assets	6	86,80,67,614	71,05,53,602
<b>Total</b>		<b>44,05,18,51,428</b>	<b>33,22,05,23,031</b>
(a) Net assets as per Balance Sheet		44,04,42,79,769	33,21,11,90,583
(b) Number of Units outstanding		1,45,84,54,178	1,25,50,58,702
(c) NAV Per Units		30.1993	26.4619

For LIC Pension Fund Ltd

  
MD & CEO

Date:

Place: Mumbai

06 OCT 2024





**NATIONAL PENSION SYSTEM TRUST**

**NPS TRUST - A/C LIC PENSION FUND LIMITED'S PENSION FUND SCHEME - CORP CG**

**HALF YEARLY (UN AUDITED) REVENUE ACCOUNT FOR THE HALF YEAR ENDED SEPT 30, 2024**

Particulars	Half Year ended Sept 30, 2024 ₹	Half Year ended Sept 30, 2023 ₹
<b>Income</b>		
Dividend	5,31,06,756	4,39,57,678
Interest	1,23,77,42,300	95,60,32,907
Profit on sale/redemption of investments	26,35,23,237	11,06,57,730
Profit on inter-scheme transfer/sale of investments	-	-
Unrealized gain on appreciation in Investments	1,31,83,66,784	57,05,14,502
Other Income	5	-
<b>Total</b>	<b>2,87,27,39,082</b>	<b>1,68,11,62,817</b>
<b>Expenses and Losses</b>		
Unrealized losses in value of investments	-	-
Loss on sale/redemption of investments	-	56,58,496
Loss on inter-scheme transfer/sale of investments	-	-
Management fees	1,00,49,355	81,61,038
NPS Trust fees	6,20,744	7,87,371
Custodian fees	-	-
Depository and settlement charges	1,00,899	97,653
Provision reversal due to NPA recovery	-	-
Other Expenses	-	-
<b>Total</b>	<b>1,07,70,998</b>	<b>1,47,04,558</b>
Surplus/(Deficit) for the year	2,86,19,68,084	1,66,64,58,259
Less: Amount transferred to Unrealized appreciation account	1,31,83,66,784	57,05,14,502
Less: Amount transferred to General Reserve	1,54,36,01,300	1,09,59,43,757
Amount carried forward to Balance Sheet	-	-

For LIC Pension Fund Ltd

MD & CEO

Date:

Place: Mumbai

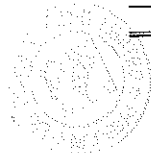
16 OCT 2024

**NATIONAL PENSION SYSTEM TRUST**

**NPS TRUST - A/C LIC PENSION FUND LIMITED'S PENSION FUND SCHEME - CORP CG**

**NOTES ANNEXED TO AND FORMING PART OF THE BALANCE SHEET AS AT SEPT 30, 2024**

Schedule 1	As at SEPT 30, 2024 ₹	As at SEPT 30, 2023 ₹
<b>Unit Capital</b>		
<b>Initial Capital*</b>		
Outstanding at the beginning of the year	13,76,34,69,498	11,71,30,35,187
Add :Units issued during the year	1,09,30,93,545	95,72,25,400
Less: Units redeemed during the year	27,20,21,267	11,96,73,571
Outstanding at the end of the year	14,58,45,41,776	12,55,05,87,016
 (Face Value of Rs.10/- each unit, fully paid up)		
Outstanding units at the beginning of the year	1,37,63,46,950	1,17,13,03,519
Add :Units issued during the year	10,93,09,355	9,57,22,540
Less: Units redeemed during the year	2,72,02,127	1,19,67,357
Outstanding Units at the end of the year	1,45,84,54,178	1,25,50,58,702
 <b>Schedule 2</b>		
	As at SEPT 30, 2024 ₹	As at SEPT 30, 2023 ₹
<b>Reserves and Surplus</b>		
<b>Unit Premium Reserve</b>		
Opening Balance	8,33,25,14,626	4,91,33,60,073
Add: Premium on Units issued	2,07,20,25,056	1,53,79,40,408
Less: Premium on Units redeemed	52,01,10,545	19,20,58,674
Closing Balance	9,88,44,29,137	6,25,92,41,807
<b>General Reserve</b>		
Opening Balance	14,54,47,66,543	12,11,49,60,761
Add: Transfer from Revenue Account	1,54,36,01,300	1,09,59,43,757
Less: Transfer to Unit Premium Reserve	-	-
Closing Balance	16,08,83,67,843	13,21,09,04,518
<b>Unrealized Appreciation Account</b>		
Opening Balance	2,16,85,74,229	61,99,42,740
Add: Adjustment for Previous years unrealized appreciation reserve	-	-
(Less)/Add: Transfer (to)/from Revenue Account	1,31,83,66,784	57,05,14,502
Closing Balance	3,48,69,41,013	1,19,04,57,242
<b>Total</b>	<b>29,45,97,37,993</b>	<b>20,66,06,03,567</b>
 <b>Schedule 3</b>		
	As at SEPT 30, 2024 ₹	As at SEPT 30, 2023 ₹
<b>Current Liabilities and Provisions</b>		
<b>Current Liabilities</b>		
Redemption Payable	56,39,380	77,28,949
Contract for Purchase of Investments	-	-
TDS Payable	-	-
Sundry Creditors for expenses	19,32,279	16,03,499
Provision for assets upgraded as performing assets	-	-
Interest received in advance	-	-
<b>Total</b>	<b>75,71,659</b>	<b>93,32,448</b>



**NATIONAL PENSION SYSTEM TRUST**

**NPS TRUST - A/C LIC PENSION FUND LIMITED'S PENSION FUND SCHEME - CORP CG**

**NOTES ANNEXED TO AND FORMING PART OF THE BALANCE SHEET AS AT SEPT 30, 2024**

Schedule 4	As at SEPT 30, 2024 ₹	As at SEPT 30, 2023 ₹
<b>Investments (Long Term and Short Term)</b>		
Equity Shares	6,51,95,29,003	4,79,22,78,640
Preference Shares	-	-
Debentures and Bonds Listed/Awaiting Listing	10,36,47,86,491	9,42,95,42,023
Central and State Government Securities (including T-Bills)	25,65,47,52,432	17,77,96,31,680
Commercial Paper	-	-
AIF's/REITs/INVITs/ABS etc	-	-
Basel III Tier I bonds	-	-
Others - Mutual Fund Units	64,47,15,888	50,85,17,086
- Certificates of Deposit	-	-
Non Convertible Debentures classified as Non performing investme	-	-
Less: Provision on Non performing investment	-	-
<b>Total</b>	<b>43,18,37,83,814</b>	<b>32,50,99,69,429</b>

Schedule 5	As at SEPT 30, 2024 ₹	As at SEPT 30, 2023 ₹
<b>Deposits</b>		
Deposits with Scheduled Banks	-	-
<b>Total</b>	<b>-</b>	<b>-</b>

Schedule 6	As at SEPT 30, 2024 ₹	As at SEPT 30, 2023 ₹
<b>Other Current Assets</b>		
Outstanding and accrued Income	85,87,21,535	67,07,16,962
Balance with Trustee Bank	92,58,694	3,96,73,557
Application Pending Allotment	-	-
Contract for sale of investments	-	-
Interest Receivable on Investment classified as " Default"	23,86,219	35,13,069
Less: Provision for Interest Receivable on Investment classified as " I	(23,86,219)	(35,13,069)
Dividend Receivable	87,385	1,63,083
Brokerage receivable from LIC Pension Fund Ltd.	-	-
Margin Money	-	-
Redemption receivable on Investment classified as " Default"	3,75,53,565	4,72,29,421
Less: Provision for Redemption receivable on Investment classified a	(3,75,53,565)	(4,72,29,421)
<b>Total</b>	<b>86,80,67,614</b>	<b>71,05,53,602</b>



**NATIONAL PENSION SYSTEM TRUST**

**NPS TRUST - A/C LIC PENSION FUND LIMITED'S PENSION FUND SCHEME - ATAL PENSION YOJANA**

**HALF YEARLY (UN AUDITED) BALANCE SHEET AS AT SEPTEMBER 30, 2024**

	Schedules	As at Sept. 30, 2024 ₹	As at Sept. 30, 2023 ₹
<b>Liabilities</b>			
Unit Capital	1	59,45,16,01,391	50,45,56,78,166
Reserves and Surplus	2	79,50,22,90,810	52,72,94,00,341
Current Liabilities and Provisions	3	4,51,29,732	3,13,10,639
<b>Total</b>		<b>1,38,99,90,21,933</b>	<b>1,03,21,63,89,146</b>
<b>Assets</b>			
Investments	4	1,36,26,62,80,830	1,00,83,06,47,103
Deposits	5	-	-
Other Current Assets	6	2,73,27,41,103	2,38,57,42,043
<b>Total</b>		<b>1,38,99,90,21,933</b>	<b>1,03,21,63,89,146</b>
(a) Net assets as per Balance Sheet		1,38,95,38,92,201	1,03,18,50,78,507
(b) Number of Units outstanding		5,94,51,60,139	5,04,55,67,817
(c) NAV Per Units		23.3726	20.4506

For LIC Pension Fund Ltd

  
MD & CEO



Date: 11.6 OCT 2024  
Place: Mumbai




**NATIONAL PENSION SYSTEM TRUST**

**NPS TRUST - A/C LIC PENSION FUND LIMITED'S PENSION FUND SCHEME - ATAL PENSION YOJANA**

**HALF YEARLY (UN AUDITED) REVENUE ACCOUNT FOR THE HALF YEAR ENDED SEPTEMBER 30, 2024**

Particulars	Half Year ended Sept 30, 2024 ₹	Half Year ended Sept 30, 2023 ₹
<b>Income</b>		
Dividend	16,70,37,872	13,96,99,773
Interest	3,85,20,33,777	2,90,82,39,277
Profit on sale/redemption of investments	73,93,40,691	26,69,06,809
Profit on inter-scheme transfer/sale of investments	-	-
Unrealized gain on appreciation in investments	4,29,58,83,232	1,89,22,96,522
Other Income	-	-
<b>Total</b>	<b>9,05,42,95,572</b>	<b>5,20,71,42,381</b>
<b>Expenses and Losses</b>		
Unrealized losses in value of investments	-	-
Loss on sale/redemption of investments	38,00,667	54,26,059
Loss on inter-scheme transfer/sale of investments	-	-
Management fees	3,14,13,839	2,51,66,038
NPS Trust fees	19,40,481	24,28,087
Custodian fees	1	-
Depository and settlement charges	3,23,755	3,14,710
Provision for Non-Performing assets	-	-
Other Expenses	-	-
<b>Total</b>	<b>3,74,78,743</b>	<b>3,33,34,894</b>
<b>Surplus/(Deficit) for the year</b>	<b>9,01,68,16,829</b>	<b>5,17,38,07,487</b>
Less: Amount transferred to Unrealized appreciation account	4,29,58,83,232	1,89,22,96,522
Less: Amount transferred to General Reserve	4,72,09,33,597	3,28,15,10,965
Amount carried forward to Balance Sheet	-	-

For LIC Pension Fund Ltd

  
MD & CEO

  
Date: **17.6 OCT 2024**  
Place: Mumbai



**NATIONAL PENSION SYSTEM TRUST**

**NPS TRUST - A/C LIC PENSION FUND LIMITED'S PENSION FUND SCHEME - ATAL PENSION YOJANA**

**NOTES ANNEXED TO AND FORMING PART OF THE BALANCE SHEET AS AT SEPTEMBER 30, 2024**

Schedule 1	As at Sept. 30, 2024 ₹	As at Sept. 30, 2023 ₹
<b>Unit Capital</b>		
<b>Initial Capital*</b>		
Outstanding at the beginning of the year	55,14,09,56,687	46,04,96,17,207
Add :Units issued during the year	5,53,63,78,850	5,55,00,24,432
Less: Units redeemed during the year	1,22,57,34,146	1,14,39,63,473
Outstanding at the end of the year	<u>59,45,16,01,391</u>	<u>50,45,56,78,166</u>
 (Face Value of Rs.10/- each unit, fully paid up)		
Outstanding units at the beginning of the year	5,51,40,95,669	4,60,49,61,721
Add :Units issued during the year	55,36,37,885	55,50,02,443
Less: Units redeemed during the year	12,25,73,415	11,43,96,347
Outstanding Units at the end of the year	<u>5,94,51,60,139</u>	<u>5,04,55,67,817</u>
Schedule 2	As at Sept. 30, 2024 ₹	As at Sept. 30, 2023 ₹
<b>Reserves and Surplus</b>		
<b>Unit Premium Reserve</b>	35,06,94,64,626	25,47,64,14,522
Opening Balance	6,88,50,53,517	5,58,88,02,784
Add: Premium on Units issued	1,53,29,41,027	1,15,38,52,128
Less: Premium on Units redeemed	40,42,15,77,116	29,91,13,65,178
Closing Balance		
<b>General Reserve</b>	23,12,76,79,287	15,97,09,71,059
Opening Balance	4,72,09,33,597	3,28,15,10,965
Add: Transfer from Revenue Account	-	-
Less: Transfer to Unit Premium Reserve	27,84,86,12,884	19,25,24,82,024
Closing Balance		
<b>Unrealized Appreciation Account</b>	6,93,62,17,578	1,67,32,56,617
Opening Balance	-	-
Add: Adjustment for Previous years unrealized appreciation reserve	4,29,58,83,232	1,89,22,96,522
Add/(Less): Transfer from/(to) Revenue Account	11,23,21,00,810	3,56,55,53,139
Closing Balance		
<b>Total</b>	<u>79,50,22,90,810</u>	<u>52,72,94,00,341</u>
Schedule 3	As at Sept. 30, 2024 ₹	As at Sept. 30, 2023 ₹
<b>Current Liabilities and Provisions</b>		
<b>Current Liabilities</b>	3,90,57,692	2,63,10,584
Redemption Payable	-	-
Contract for Purchase of Investments	-	-
TDS Payable	60,72,040	50,00,055
Sundry Creditors for expenses	-	-
Provision for assets upgraded as performing assets	-	-
Interest received in advance	-	-
<b>Total</b>	<u>4,51,29,732</u>	<u>3,13,10,639</u>



Schedule 4	As at Sept. 30, 2024 ₹	As at Sept. 30, 2023 ₹
Investments (Long Term and Short Term)		
Equity Shares	20,52,25,77,306	14,95,93,70,708
Preference Shares	-	-
Debentures and Bonds Listed/Awaiting Listing	33,61,94,31,238	29,07,89,38,046
Central and State Government Securities (including T-Bills)	80,96,04,76,233	55,44,34,82,580
Commercial Paper	-	-
AIF's/REITs/INVITs/ABS etc	-	-
Basel III Tier I bonds	-	-
Others - Mutual Fund Units	1,16,37,96,053	1,34,88,55,769
- Certificates of Deposit	-	-
Non Convertible Debentures classified as NPA	-	-
Less: Provision on Non performing investment	-	-
<b>Total</b>	<b>1,36,26,62,80,830</b>	<b>1,00,83,06,47,103</b>

Schedule 5	As at Sept. 30, 2024 ₹	As at Sept. 30, 2023 ₹
Deposits		
Deposits with Scheduled Banks	-	-
<b>Total</b>	<b>-</b>	<b>-</b>

Schedule 6	As at Sept. 30, 2024 ₹	As at Sept. 30, 2023 ₹
Other Current Assets		
Outstanding and accrued Income	2,70,12,08,202	2,03,69,90,737
Balance with Trustee Bank	3,13,11,456	34,72,65,677
Application Pending Allotment	-	-
Contract for sale of investments	-	-
Interest Receivable on Investment classified as " Default"	13,76,219	25,03,069
Less: Provision for Interest Receivable on Investment classified as " Default"	(13,76,219)	(25,03,069)
Dividend Receivable	2,21,445	14,85,629
Sundry Debtors	-	-
Redemption receivable on Investment classified as " Default"	2,75,53,565	3,72,29,421
Less: Provision for Redemption receivable on Investment classified as " Def	(2,75,53,565)	(3,72,29,421)
<b>Total</b>	<b>2,73,27,41,103</b>	<b>2,38,57,42,043</b>



NATIONAL PENSION SYSTEM TRUST

NPS TRUST - A/C LIC PENSION FUND LIMITED'S PENSION FUND SCHEME - A TIER I

HALF YEARLY (UN AUDITED) BALANCE SHEET AS AT SEPTEMBER 30, 2024

	Schedules	As at Sept. 30, 2024 ₹	As at Sept. 30, 2023 ₹
<b>Liabilities</b>			
Unit Capital	1	12,15,01,945	8,99,17,761
Reserves and Surplus	2	9,55,61,693	5,64,63,542
Current Liabilities and Provisions	3	1,05,010	2,40,901
Total		21,71,68,648	14,66,22,204
<b>Assets</b>			
Investments	4	21,10,31,303	14,06,39,494
Deposits	5	-	-
Other Current Assets	6	61,37,345	59,82,710
Total		21,71,68,648	14,66,22,204
(a) Net assets as per Balance Sheet		21,70,63,638	14,63,81,303
(b) Number of Units outstanding		1,21,50,195	89,91,776
c) NAV Per Units	7	17.8650	16.2795

For LIC Pension Fund Ltd

  
MD & CEO

Date: 19 OCT 2024  
Place: Mumbai





NATIONAL PENSION SYSTEM TRUST

NPS TRUST - A/C LIC PENSION FUND LIMITED'S PENSION FUND SCHEME - A TIER I

HALF YEARLY (UN AUDITED) REVENUE ACCOUNT FOR THE HALF YEAR ENDED SEPTEMBER 30, 2024

Particulars	HALF Year ended Sept 30, 2024 ₹	HALF Year ended Sept 30, 2023 ₹
Income	17,78,626	6,63,000
Dividend	55,85,245	45,80,768
Interest	5,39,022	3,28,836
Profit on sale/redemption of investments	-	-
Profit on inter-scheme transfer/sale of investments	11,90,166	-
Unrealized gain on appreciation in investments	-	-
Other Income	-	-
Total	90,93,059	55,72,604
Expenses and Losses	-	27,16,974
Unrealized losses in value of investments	-	-
Loss on sale/redemption of investments	-	-
Loss on inter-scheme transfer/sale of investments	48,667	35,652
Management fees	3,007	3,440
NPS Trust fees	-	-
Custodian fees	449	298
Depository and settlement charges	-	-
Other Expenses	-	-
Total	52,123	27,56,364
Surplus/(Deficit) for the year	90,40,936	28,16,240
Less: Amount transferred to Unrealized appreciation account	11,90,166	(27,16,974)
Less: Amount transferred to General Reserve	78,50,770	55,33,214
Amount carried forward to Balance Sheet	-	-

For LIC Pension Fund Ltd

MD & CEO

Date:

Place: Mumbai

6 OCT 2024

**NATIONAL PENSION SYSTEM TRUST**

**NPS TRUST - A/C LIC PENSION FUND LIMITED'S PENSION FUND SCHEME - A TIER I**

**NOTES ANNEXED TO AND FORMING PART OF THE BALANCE SHEET AS AT SEPTEMBER 30, 2024**

Schedule 1	As at Sept. 30, 2024 ₹	As at Sept. 30, 2023 ₹
<b>Unit Capital</b>		
<b>Initial Capital*</b>		
Outstanding at the beginning of the year	10,76,83,758	7,96,86,200
Add :Units issued during the year	2,32,31,981	1,78,20,779
Less: Units redeemed during the year	94,13,794	75,89,218
Outstanding at the end of the year	12,15,01,945	8,99,17,761
<b>(Face Value of Rs.10/- each unit, fully paid up)</b>		
Outstanding units at the beginning of the year	1,07,68,376	79,68,620
Add :Units issued during the year	23,23,198	17,82,078
Less: Units redeemed during the year	9,41,379	7,58,922
Outstanding Units at the end of the year	1,21,50,195	89,91,776
<b>Schedule 2</b>		
	As at Sept. 30, 2024 ₹	As at Sept. 30, 2023 ₹
<b>Reserves and Surplus</b>		
<b>Unit Premium Reserve</b>		
Opening Balance	5,22,73,741	3,39,66,301
Add: Premium on Units issued	1,72,70,942	1,10,45,315
Less: Premium on Units redeemed	69,86,691	46,94,637
Closing Balance	6,25,57,992	4,03,16,979
<b>General Reserve</b>		
Opening Balance	2,64,73,648	1,49,04,468
Add: Transfer from Revenue Account	78,50,770	55,33,214
Less: Transfer to Unit Premium Reserve	-	-
Closing Balance	3,43,24,418	2,04,37,682
<b>Unrealized Appreciation Account</b>		
Opening Balance	(25,10,883)	(15,74,145)
Add: Adjustment for Previous years unrealized appreciation reserve	-	-
Add/(Less): Transfer from/(to) Revenue Account	11,90,166	(27,16,974)
Closing Balance	(13,20,717)	(42,91,119)
<b>Total</b>	<b>9,55,61,693</b>	<b>5,64,63,542</b>
<b>Schedule 3</b>		
	As at Sept. 30, 2024 ₹	As at Sept. 30, 2023 ₹
<b>Current Liabilities and Provisions</b>		
<b>Current Liabilities</b>		
Redemption Payable	95,554	2,33,841
TDS Payable	-	-
Sundry Creditors for expenses	9,456	7,060
<b>Total</b>	<b>1,05,010</b>	<b>2,40,901</b>



Schedule 4	As at Sept. 30, 2024 ₹	As at Sept. 30, 2023 ₹
Investments (Long Term and Short Term)		
Equity Shares	4,92,29,829	1,21,95,120
Preference Shares	-	-
Debentures and Bonds Listed/Awaiting Listing	-	-
Central and State Government Securities (including T-Bills)	-	-
AIF's/REITs/INVITs/ABS etc	-	-
Basel III Tier I bonds	15,22,28,183	12,14,54,707
Commercial Paper	-	-
Others - Mutual Fund Units	95,73,291	69,89,667
- Certificates of Deposit	-	-
Total	21,10,31,303	14,06,39,494

Schedule 5	As at Sept. 30, 2024 ₹	As at Sept. 30, 2023 ₹
Deposits		
Deposits with Scheduled Banks	-	-
Total	-	-

Schedule 6	As at Sept. 30, 2024 ₹	As at Sept. 30, 2023 ₹
Other Current Assets		
Outstanding and accrued Income	55,18,759	58,12,605
Balance with Trustee Bank	6,18,586	1,70,105
Dividend Receivable	-	-
Interest Receivable on Investment classified as " Default"	-	-
Less: Provision for Interest Receivable on Investment classified as " Default"	-	-
Contract for sale of investments	-	-
Sundry Debtors	-	-
Redemption receivable on Investment classified as " Default"	-	-
Less: Provision for Redemption receivable on Investment classified as " Defa	-	-
Total	61,37,345	59,82,710



**NATIONAL PENSION SYSTEM TRUST**

**NPS TRUST - A/C LIC PENSION FUND LIMITED'S PENSION FUND SCHEME - TAX SAVER TIER II**

**HALF YEARLY (UN AUDITED) BALANCE SHEET AS AT SEPTEMBER 30, 2024**

	Schedules	As at Sept. 30, 2024 ₹	As at Sept. 30, 2023 ₹
<b>Liabilities</b>			
Unit Capital	1	1,59,29,385	1,35,02,942
Reserves and Surplus	2	67,52,628	30,25,086
Current Liabilities and Provisions	3	1,018	1,121
<b>Total</b>		<b>2,26,83,031</b>	<b>1,65,29,149</b>
<b>Assets</b>			
Investments	4	2,23,64,935	1,58,77,126
Deposits	5	-	-
Other Current Assets	6	3,18,096	6,52,023
<b>Total</b>		<b>2,26,83,031</b>	<b>1,65,29,149</b>
(a) Net assets as per Balance Sheet		2,26,82,013	1,65,28,028
(b) Number of Units outstanding		15,92,939	13,50,294
c) NAV Per Units		14.2391	12.2403

For LIC Pension Fund Ltd

MD & CEO

Date:

Place: Mumbai

11: 6 OCT 2024



**NATIONAL PENSION SYSTEM TRUST**

**NPS TRUST - A/C LIC PENSION FUND LIMITED'S PENSION FUND SCHEME - TAX SAVER TIER II**

**HALF YEARLY (UN AUDITED) REVENUE ACCOUNT FOR THE HALF YEAR ENDED SEPTEMBER 30, 2024**

Particulars	Half Year ended Sept 30, 2024 ₹	Half Year ended Sept 30, 2023 ₹
<b>Income</b>		
Dividend	42,805	14,745
Interest	4,71,998	3,59,557
Profit on sale/redemption of investments	52,755	2,31,584
Profit on inter-scheme transfer/sale of investments	-	-
Unrealized gain on appreciation in investments	11,26,032	1,76,484
Other Income	-	-
<b>Total</b>	<b>16,93,590</b>	<b>7,82,370</b>
<b>Expenses and Losses</b>		
Unrealized losses in value of investments	-	-
Loss on sale/redemption of investments	-	-
Loss on inter-scheme transfer/sale of investments	-	-
Management fees	5,180	4,070
NPS Trust fees	320	393
Custodian fees	-	-
Depository and settlement charges	36	444
Other Expenses	-	-
<b>Total</b>	<b>5,536</b>	<b>4,906</b>
<b>Surplus/(Deficit) for the year</b>	<b>16,88,054</b>	<b>7,77,464</b>
Less: Amount transferred to Unrealized appreciation account	11,26,032	1,76,484
Less: Amount transferred to General Reserve	5,62,022	6,00,980
Amount carried forward to Balance Sheet	-	-

For LIC Pension Fund Ltd

*MDHCTO*

Date:

Place: Mumbai

16 OCT 2024



**NATIONAL PENSION SYSTEM TRUST**

**NPS TRUST - A/C LIC PENSION FUND LIMITED'S PENSION FUND SCHEME - TAX SAVER TIER II**

**NOTES ANNEXED TO AND FORMING PART OF THE BALANCE SHEET AS AT SEPTEMBER 30, 2024**

Schedule 1	As at Sept. 30, 2024 ₹	As at Sept. 30, 2023 ₹
<b>Unit Capital</b>		
<b>Initial Capital*</b>		
Outstanding at the beginning of the year	1,52,11,577	1,22,60,572
Add :Units issued during the year	12,60,896	12,42,370
Less: Units redeemed during the year	5,43,088	-
Outstanding at the end of the year	<u>1,59,29,385</u>	<u>1,35,02,942</u>
 (Face Value of Rs.10/- each unit, fully paid up)		
Outstanding units at the beginning of the year	15,21,158	12,26,057
Add :Units issued during the year	1,26,090	1,24,237
Less: Units redeemed during the year	54,309	-
Outstanding Units at the end of the year	<u>15,92,939</u>	<u>13,50,294</u>

Schedule 2	As at Sept. 30, 2024 ₹	As at Sept. 30, 2023 ₹
<b>Reserves and Surplus</b>		
<b>Unit Premium Reserve</b>	18,07,800	10,98,982
Opening Balance	4,53,187	2,38,326
Add: Premium on Units issued	1,96,997	-
Less: Premium on Units redeemed	<u>20,63,990</u>	<u>13,37,308</u>
Closing Balance		
 <b>General Reserve</b>	20,89,623	9,07,696
Opening Balance	5,62,022	6,00,980
Add: Transfer from Revenue Account	-	-
Less: Transfer to Unit Premium Reserve	<u>26,51,645</u>	<u>15,08,676</u>
Closing Balance		
 <b>Unrealized Appreciation Account</b>	9,10,961	2,618
Opening Balance	-	-
Add: Adjustment for Previous years unrealized appreciation reserve	11,26,032	1,76,484
Add/(Less): Transfer from/(to) Revenue Account	<u>20,36,993</u>	<u>1,79,102</u>
Closing Balance		
<b>Total</b>	<u>67,52,628</u>	<u>30,25,086</u>

Schedule 3	As at Sept. 30, 2024 ₹	As at Sept. 30, 2023 ₹
<b>Current Liabilities and Provisions</b>		
<b>Current Liabilities</b>	-	-
Contract for Purchase of Investments	-	-
TDS Payable	1,018	1,121
Sundry Creditors for expenses	-	-
<b>Total</b>	<u>1,018</u>	<u>1,121</u>



Schedule 4	As at Sept. 30, 2024 ₹	As at Sept. 30, 2023 ₹
<b>Investments (Long Term and Short Term)</b>		
Equity Shares	51,31,910	20,81,848
Preference Shares	-	-
Debentures and Bonds Listed/Awaiting Listing	-	-
Central and State Government Securities (including T-Bills)	1,35,90,318	1,15,69,623
AIF's/REITs/INVITs/ABS etc	-	-
Basel III Tier I bonds	3,81,408	3,48,720
Commercial Paper	-	-
Others - Mutual Fund Units	32,61,299	18,76,935
- Certificates of Deposit	-	-
<b>Total</b>	<b>2,23,64,935</b>	<b>1,58,77,126</b>

Schedule 5	As at Sept. 30, 2024 ₹	As at Sept. 30, 2023 ₹
<b>Deposits</b>		
Deposits with Scheduled Banks	-	-
<b>Total</b>	<b>-</b>	<b>-</b>

Schedule 6	As at Sept. 30, 2024 ₹	As at Sept. 30, 2023 ₹
<b>Other Current Assets</b>		
Outstanding and accrued Income	2,54,791	2,33,195
Balance with Trustee Bank	63,305	4,18,828
Dividend Receivable	-	-
Interest Receivable on Investment classified as " Default"	-	-
Less: Provision for Interest Receivable on Investment classified as " Default"	-	-
Contract for sale of investments	-	-
Sundry Debtors	-	-
Redemption receivable on Investment classified as " Default"	-	-
Less: Provision for Redemption receivable on Investment classified as " Defe	-	-
<b>Total</b>	<b>3,18,096</b>	<b>6,52,023</b>



**NATIONAL PENSION SYSTEM TRUST**

**NPS TRUST - A/C LIC PENSION FUND LIMITED'S PENSION FUND SCHEME - APY FUND SCHEME**

**HALF YEARLY (UN AUDITED) BALANCE SHEET AS AT SEPTEMBER 30, 2024**

	Schedules	As at Sept. 30, 2024 ₹	As at Sept. 30, 2023 ₹
<b>Liabilities</b>			
Unit Capital	1	2,76,77,59,703	1,89,68,49,126
Reserves and Surplus	2	57,34,34,454	9,19,05,725
Current Liabilities and Provisions	3	1,36,919	87,801
<b>Total</b>		<b>3,34,13,31,076</b>	<b>1,98,88,42,652</b>
<b>Assets</b>			
Investments	4	3,26,90,93,447	1,93,71,11,101
Deposits	5	-	-
Other Current Assets	6	7,22,37,629	5,17,31,551
<b>Total</b>		<b>3,34,13,31,076</b>	<b>1,98,88,42,652</b>
(a) Net assets as per Balance Sheet		3,34,11,94,157	1,98,87,54,851
(b) Number of Units outstanding		27,67,75,970	18,96,84,913
(c) NAV per Unit		12.0718	10.4845

For LIC Pension Fund Ltd

  
MD & CEO



Date: 13/8 OCT 2024  
Place: Mumbai





**NATIONAL PENSION SYSTEM TRUST**

**NPS TRUST - A/C LIC PENSION FUND LIMITED'S PENSION FUND SCHEME - APY FUND SCHEME**

**HALF YEARLY (UN AUDITED) REVENUE ACCOUNT FOR THE HALF YEAR ENDED SEPTEMBER 30, 2024**

Particulars	Half Year ended Sept 30, 2024 ₹	Half Year ended Sept 30, 2023 ₹
<b>Income</b>		
Dividend	40,43,196	20,75,367
Interest	9,58,29,831	5,09,00,132
Profit on sale/redemption of investments	50,66,679	1,71,37,650
Profit on inter-scheme transfer/sale of investments	-	-
Unrealized gain on appreciation in investments	12,39,51,997	1,95,01,627
Other Income	-	-
<b>Total</b>	<b>22,88,91,703</b>	<b>8,96,14,776</b>
<b>Expenses and Losses</b>		
Unrealized losses in value of investments	-	-
Loss on sale/redemption of investments	-	-
Loss on inter-scheme transfer/sale of investments	-	-
Management fees	7,82,467	5,05,206
NPS Trust fees	-	-
Custodian fees	-	3,967
Depository and settlement charges	6,197	10,001
Provision reversal due to NPA recovery	-	-
Other Expenses	-	-
<b>Total</b>	<b>7,88,664</b>	<b>5,19,174</b>
<b>Surplus/(Deficit) for the year</b>	<b>22,81,03,039</b>	<b>8,90,95,602</b>
Less: Amount transferred to Unrealized appreciation account	12,39,51,997	1,95,01,627
Less: Amount transferred to General Reserve	10,41,51,042	6,95,93,975
Amount carried forward to Balance Sheet	-	-

**Significant Accounting Policies and Notes to Accounts**

This is the Revenue Account referred to in our report of even date.

For LIC Pension Fund Ltd

  
MD & CEO



Date: 17 OCT 2024  
Place: Mumbai



**NATIONAL PENSION SYSTEM TRUST**

**NPS TRUST - A/C LIC PENSION FUND LIMITED'S PENSION FUND SCHEME - APY FUND SCHEME**

**NOTES ANNEXED TO AND FORMING PART OF THE BALANCE SHEET AS AT SEPT 30, 2024**

Schedule 1	As at Sept. 30, 2024 ₹	As at Sept. 30, 2023 ₹
<b>Unit Capital</b>		
<b>Initial Capital*</b>		
Outstanding at the beginning of the year	2,76,77,59,703	1,82,70,00,000
Add :Units issued during the year	-	6,98,49,126
Less: Units redeemed during the year	-	-
Outstanding at the end of the year	<u>2,76,77,59,703</u>	<u>1,89,68,49,126</u>
 (Face Value of Rs.10/- each unit, fully paid up)		
Outstanding units at the beginning of the year	27,67,75,970	18,27,00,000
Add :Units issued during the year	-	69,84,913
Less: Units redeemed during the year	-	-
Outstanding Units at the end of the year	<u>27,67,75,970</u>	<u>18,96,84,913</u>

Schedule 2	As at Sept. 30, 2024 ₹	As at Sept. 30, 2023 ₹
<b>Reserves and Surplus</b>		
<b>Unit Premium Reserve</b>		
Opening Balance	7,77,40,297	-
Add: Premium on Units issued	-	1,50,874
Less: Premium on Units redeemed	-	-
Closing Balance	<u>7,77,40,297</u>	<u>1,50,874</u>
 <b>General Reserve</b>		
Opening Balance	15,37,76,545	8,02,055
Add: Transfer from Revenue Account	10,41,51,042	6,95,93,975
Less: Transfer to Unit Premium Reserve	-	-
Closing Balance	<u>25,79,27,587</u>	<u>7,03,96,030</u>
 <b>Unrealized Appreciation Account</b>		
Opening Balance	11,38,14,573	18,57,194
Add: Adjustment for Previous years unrealized appreciation reserve	-	-
Add/(Less): Transfer from/(to) Revenue Account	12,39,51,997	1,95,01,627
Closing Balance	<u>23,77,66,570</u>	<u>2,13,58,821</u>
<b>Total</b>	<u><u>57,34,34,454</u></u>	<u><u>9,19,05,725</u></u>

Schedule 3	As at Sept. 30, 2024 ₹	As at Sept. 30, 2023 ₹
<b>Current Liabilities and Provisions</b>		
<b>Current Liabilities</b>		
Redemption Payable	-	-
Contract for Purchase of investments	-	-
TDS Payable	-	-
Sundry Creditors for expenses	1,36,919	87,801
Provision for assets upgraded as performing assets	-	-
Interest received in advance	-	-
<b>Total</b>	<u><u>1,36,919</u></u>	<u><u>87,801</u></u>



**NATIONAL PENSION SYSTEM TRUST**

**NPS TRUST - A/C LIC PENSION FUND LIMITED'S PENSION FUND SCHEME - APY FUND SCHEME**

**NOTES ANNEXED TO AND FORMING PART OF THE BALANCE SHEET AS AT SEPT 30, 2024**

Schedule 4	As at Sept. 30, 2024 ₹	As at Sept. 30, 2023 ₹
<b>Investments (Long Term and Short Term)</b>		
Equity Shares	48,86,37,721	24,60,62,012
Preference Shares	-	-
Debentures and Bonds Listed/Awaiting Listing	75,39,49,057	47,07,91,460
Central and State Government Securities (including T-Bills)	1,94,06,28,756	1,17,65,73,680
Commercial Paper	-	-
AIF's/REITs/INVITs/ABS etc	-	-
Basel III Tier I bonds	-	-
Others - Mutual Fund Units	8,58,77,913	4,36,83,949
- Certificates of Deposit	-	-
<b>Total</b>	<b>3,26,90,93,447</b>	<b>1,93,71,11,101</b>

Schedule 5	As at Sept. 30, 2024 ₹	As at Sept. 30, 2023 ₹
<b>Deposits</b>		
Deposits with Scheduled Banks	-	-
<b>Total</b>	<b>-</b>	<b>-</b>

Schedule 6	As at Sept. 30, 2024 ₹	As at Sept. 30, 2023 ₹
<b>Other Current Assets</b>		
Outstanding and accrued Income	7,20,70,972	4,15,22,985
Balance with Trustee Bank	1,66,657	99,91,066
Application Pending Allotment	-	-
Contract for sale of investments	-	-
Interest Receivable on Investment classified as " Default"	-	-
Less: Provision for Interest Receivable on Investment classified as " Def:	-	-
Dividend Receivable	-	2,17,500
Brokerage receivable from LIC Pension Fund Ltd.	-	-
Margin Money	-	-
Redemption receivable on Investment classified as " Default"	-	-
Less: Provision for Redemption receivable on Investment classified as "	-	-
<b>Total</b>	<b>7,22,37,629</b>	<b>5,17,31,551</b>



**NATIONAL PENSION SYSTEM TRUST**

**NPS TRUST - A/C LIC PENSION FUND LIMITED'S PENSION FUND SCHEME - NPS TIER II COMPOSITE SCHEME**

**HALF YEARLY (UN AUDITED) BALANCE SHEET AS AT SEPTEMBER 30, 2024**

	Schedules	As at Sept. 30, 2024 ₹	As at Sept. 30, 2023 ₹
<b>Liabilities</b>			
Unit Capital	1	53,18,233	-
Reserves and Surplus	2	1,89,790	-
Current Liabilities and Provisions	3	12,71,417	-
<b>Total</b>		<b>67,79,440</b>	<b>-</b>
<b>Assets</b>			
Investments	4	54,67,829	-
Deposits	5	-	-
Other Current Assets	6	13,11,611	-
<b>Total</b>		<b>67,79,440</b>	<b>-</b>
(a) Net assets as per Balance Sheet		55,08,023	-
(b) Number of Units outstanding		5,31,823	-
(c) NAV per Unit		10.3569	-

For LIC Pension Fund Ltd

  
MD & CEO



Date: **18 OCT 2024**  
Place: Mumbai



**NATIONAL PENSION SYSTEM TRUST**

**NPS TRUST - A/C LIC PENSION FUND LIMITED'S PENSION FUND SCHEME - NPS TIER II COMPOSITE SCHEME**

**HALF YEARLY (UN AUDITED) REVENUE ACCOUNT FOR THE HALF YEAR ENDED SEPTEMBER 30, 2024**

Particulars	Half Year ended Sept 30, 2024 ₹	Half Year ended Sept 30, 2023 ₹
<b>Income</b>		
Dividend	739	-
Interest	15,023	-
Profit on sale/redemption of investments	57,433	-
Profit on inter-scheme transfer/sale of investments	-	-
Unrealized gain on appreciation in investments	36,757	-
Other Income	-	-
<b>Total</b>	<b>1,09,952</b>	<b>-</b>
<b>Expenses and Losses</b>		
Unrealized losses in value of investments	-	-
Loss on sale/redemption of investments	-	-
Loss on inter-scheme transfer/sale of investments	-	-
Management fees	504	-
NPS Trust fees	31	-
Custodian fees	-	-
Depository and settlement charges	207	-
Provision reversal due to NPA recovery	-	-
Other Expenses	-	-
<b>Total</b>	<b>742</b>	<b>-</b>
Surplus/(Deficit) for the year	1,09,210	-
Less: Amount transferred to Unrealized appreciation account	36,757	-
Less: Amount transferred to General Reserve	72,453	-
Amount carried forward to Balance Sheet	-	-

**Significant Accounting Policies and Notes to Accounts**

This is the Revenue Account referred to in our report of even date.

For LIC Pension Fund Ltd

  
MD & CEO



Date: **11 OCT 2024**  
Place: Mumbai



**NATIONAL PENSION SYSTEM TRUST**

**NPS TRUST - A/C LIC PENSION FUND LIMITED'S PENSION FUND SCHEME - NPS TIER II COMPOSITE SCHEME**

**NOTES ANNEXED TO AND FORMING PART OF THE BALANCE SHEET AS AT SEPT 30, 2024**

Schedule 1	As at Sept. 30, 2024 ₹	As at Sept. 30, 2023 ₹
<b>Unit Capital</b>		
<b>Initial Capital*</b>		
Outstanding at the beginning of the year	-	-
Add :Units issued during the year	76,26,985	-
Less: Units redeemed during the year	23,08,752	-
Outstanding at the end of the year	53,18,233	-
(Face Value of Rs.10/- each unit, fully paid up)		
Outstanding units at the beginning of the year	-	-
Add :Units issued during the year	7,62,698	-
Less: Units redeemed during the year	2,30,875	-
Outstanding Units at the end of the year	5,31,823	-
<b>Schedule 2</b>	<b>As at Sept. 30, 2024 ₹</b>	<b>As at Sept. 30, 2023 ₹</b>
<b>Reserves and Surplus</b>		
<b>Unit Premium Reserve</b>		
Opening Balance	-	-
Add: Premium on Units issued	1,11,189	-
Less: Premium on Units redeemed	30,609	-
Closing Balance	80,580	-
<b>General Reserve</b>		
Opening Balance	-	-
Add: Transfer from Revenue Account	72,453	-
Less: Transfer to Unit Premium Reserve	-	-
Closing Balance	72,453	-
<b>Unrealized Appreciation Account</b>		
Opening Balance	-	-
Add: Adjustment for Previous years unrealized appreciation reserve	-	-
Add/(Less): Transfer from/(to) Revenue Account	36,757	-
Closing Balance	36,757	-
<b>Total</b>	<b>1,89,790</b>	<b>-</b>
<b>Schedule 3</b>	<b>As at Sept. 30, 2024 ₹</b>	<b>As at Sept. 30, 2023 ₹</b>
<b>Current Liabilities and Provisions</b>		
<b>Current Liabilities</b>		
Redemption Payable	32,820	-
Contract for Purchase of Investments	12,38,198	-
TDS Payable	-	-
Sundry Creditors for expenses	399	-
Provision for assets upgraded as performing assets	-	-
Interest received in advance	-	-
<b>Total</b>	<b>12,71,417</b>	<b>-</b>



NATIONAL PENSION SYSTEM TRUST

NPS TRUST - A/C LIC PENSION FUND LIMITED'S PENSION FUND SCHEME - NPS TIER II COMPOSITE SCHEME

NOTES ANNEXED TO AND FORMING PART OF THE BALANCE SHEET AS AT SEPT 30, 2024

Schedule 4	As at Sept. 30, 2024 ₹	As at Sept. 30, 2023 ₹
<b>Investments (Long Term and Short Term)</b>		
Equity Shares	3,16,138	-
Preference Shares	-	-
Debentures and Bonds Listed/Awaiting Listing	16,544	-
Central and State Government Securities (including T-Bills)	24,43,430	-
Commercial Paper	-	-
AIF's/REITs/INVITs/ABS etc	-	-
Basel III Tier I bonds	-	-
Others - Mutual Fund Units	26,91,717	-
- Certificates of Deposit	-	-
Non Convertible Debentures classified as NPA	-	-
Less: Provision on Non performing investment	-	-
<b>Total</b>	<b>54,67,829</b>	<b>-</b>

Schedule 5	As at Sept. 30, 2024 ₹	As at Sept. 30, 2023 ₹
<b>Deposits</b>		
Deposits with Scheduled Banks	-	-
<b>Total</b>	<b>-</b>	<b>-</b>

Schedule 6	As at Sept. 30, 2024 ₹	As at Sept. 30, 2023 ₹
<b>Other Current Assets</b>		
Outstanding and accrued Income	18,385	-
Balance with Trustee Bank	51,655	-
Application Pending Allotment	-	-
Contract for sale of investments	12,41,558	-
Interest Receivable on Investment classified as " Default"	-	-
Less: Provision for Interest Receivable on Investment classified as " Default"	-	-
Dividend Receivable	13	-
Brokerage receivable from LIC Pension Fund Ltd.	-	-
Margin Money	-	-
Redemption receivable on Investment classified as " Default"	-	-
Less: Provision for Redemption receivable on Investment classified as " Def	-	-
<b>Total</b>	<b>13,11,611</b>	<b>-</b>

